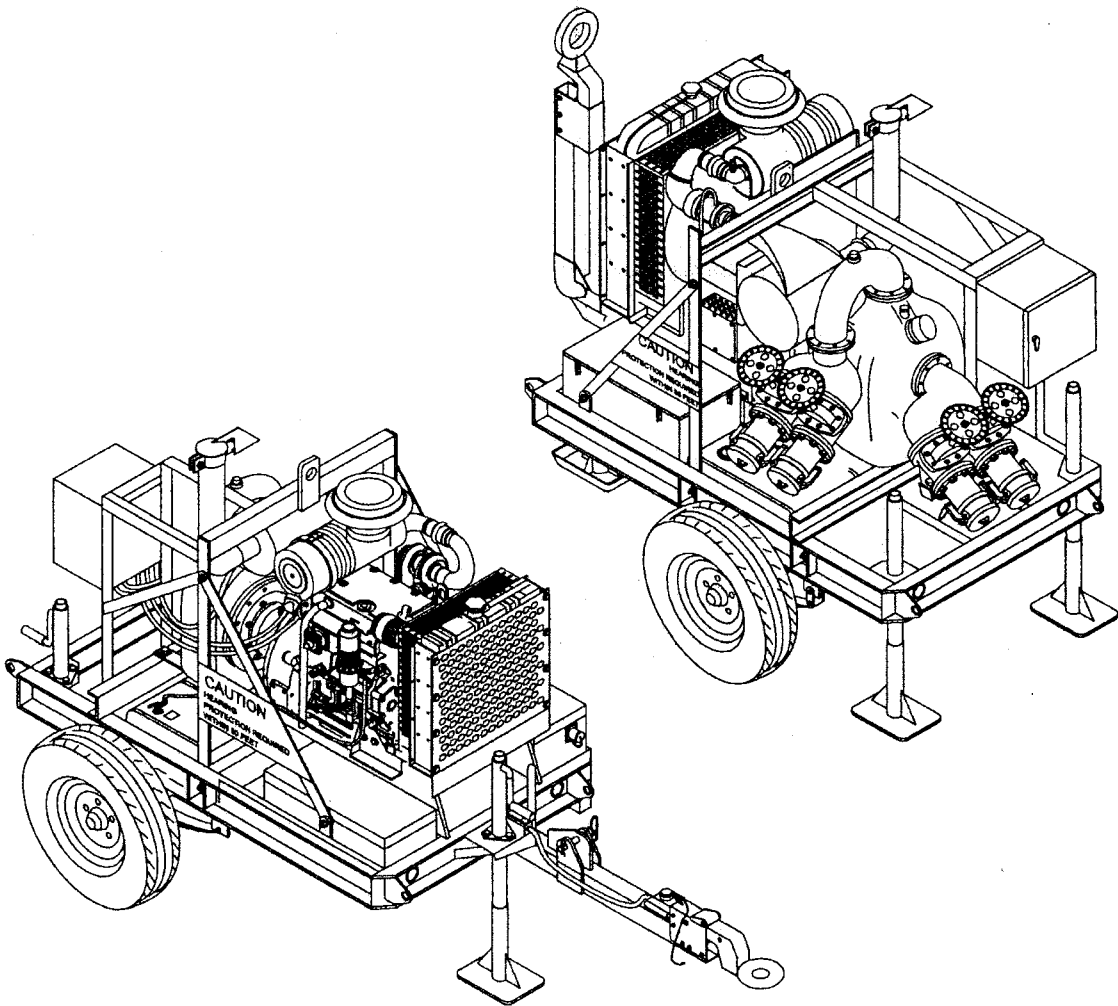


TM 10-4320-372-24P

TECHNICAL MANUAL
UNIT, DIRECT SUPPORT AND GENERAL SUPPORT MAINTENANCE
REPAIR PARTS AND SPECIAL TOOLS LIST (RPSTL)
FOR
FUEL PUMPING ASSEMBLY, DIESEL ENGINE
DRIVEN, WHEEL MOUNTED, 350 GALLONS
PER MINUTE (GPM), 275 FOOT HEAD
NSN 4320-01-524-4467



DISTRIBUTION STATEMENT A – Approved for public release; distribution is unlimited

HEADQUARTERS, DEPARTMENT OF THE ARMY

MARCH 2008

LIST OF EFFECTIVE PAGES/WORK PACKAGES

NOTE: Zero in the "Change No." column indicates an original page or work package.

Date of issue for the original manual is:

Original: 31 MARCH 2008

TOTAL NUMBER OF PAGES FOR FRONT AND REAR MATTER IS 28, AND THE TOTAL NUMBER OF WORK PACKAGES IS 60, CONSISTING OF THE FOLLOWING:

PAGE/WP No.	CHANGE NO.	PAGE/WP No.	CHANGE NO.
Front Cover	0	WP 0039 (2 pgs)	0
i-vii	0	WP 0040 (2 pgs)	0
GROUP 01		GROUP 03	
WP 0001 (6 pgs)	0	WP 0041 (2 pgs)	0
WP 0002 (5 pgs)	0	WP 0042 (2 pgs)	0
WP 0003 (2 pgs)	0	WP 0043 (2 pgs)	0
WP 0004 (2 pgs)	0	WP 0044 (4 pgs)	0
WP 0005 (4 pgs)	0	WP 0045 (3 pgs)	0
GROUP 02		WP 0046 (3 pgs)	0
WP 0006 (2 pgs)	0	WP 0047 (2 pgs)	0
GROUP 03		GROUP 04	
WP 0007 (2 pgs)	0	WP 0048 (4 pgs)	0
WP 0008 (7 pgs)	0	WP 0049 (2 pgs)	0
WP 0009 (2 pgs)	0	WP 0050 (3 pgs)	0
WP 0010 (2 pgs)	0	WP 0051 (3 pgs)	0
WP 0011 (2 pgs)	0	GROUP 05	
WP 0012 (3 pgs)	0	WP 0052 (2 pgs)	0
WP 0013 (2 pgs)	0	WP 0053 (5 pgs)	0
WP 0014 (2 pgs)	0	GROUP 06	
WP 0015 (2 pgs)	0	WP 0054 (9 pgs)	0
WP 0016 (2 pgs)	0	WP 0055 (5 pgs)	0
WP 0017 (2 pgs)	0	WP 0056 (2 pgs)	0
WP 0018 (2 pgs)	0	GROUP 07	
WP 0019 (2 pgs)	0	WP 0057 (5 pgs)	0
WP 0020 (4 pgs)	0	GROUP 08	
WP 0021 (5 pgs)	0	WP 0058 (1 pg)	0
WP 0022 (2 pgs)	0	INDEX	
WP 0023 (2 pgs)	0	National Stock Index (7 pgs)	0
WP 0024 (2 pgs)	0	Part Number Index (17 pgs)	0
WP 0025 (3 pgs)	0		
WP 0026 (2 pgs)	0		
WP 0027 (3 pgs)	0		
WP 0028 (2 pgs)	0		
WP 0029 (2 pgs)	0		
WP 0030 (2 pgs)	0		
WP 0031 (2 pgs)	0		
WP 0032 (2 pgs)	0		
WP 0033 (2 pgs)	0		
WP 0034 (2 pgs)	0		
WP 0035 (2 pgs)	0		
WP 0036 (4 pgs)	0		
WP 0037 (2 pgs)	0		
WP 0038 (2 pgs)	0		

HEADQUARTERS,
DEPARTMENT OF THE ARMY
WASHINGTON, D.C., 31 March 2008

TECHNICAL MANUAL

**REPAIR PARTS AND SPECIAL TOOLS LIST (RPSTL)
FOR**

**FUEL PUMPING ASSEMBLY, DIESEL ENGINE DRIVEN,
WHEEL MOUNTED, 350 GALLONS
PER MINUTE (GPM), 275 FOOT HEAD
NSN 4320-01-524-4467**

REPORTING ERRORS AND RECOMMENDING IMPROVEMENTS

You can help improve this publication. If you find any mistakes or if you know of a way to improve the procedures, please let us know. Submit your DA Form 2028 (Recommended Changes to Equipment Technical Publications), through the Internet, on the Army Electronic Product Support (AEPS) website. The Internet address is <https://aeprs.ria.army.mil>. The DA Form 2028 is located under the Public Applications section of the AEPS Public Home Page. Fill out the form and click on SUBMIT. Using this form on the AEPS will enable us to respond quicker to your comments and better manage the DA Form 2028 program. You may also mail, fax, or E-mail your letter or DA Form 2028 direct to: TACOM LIFE CYCLE MANAGEMENT COMMAND, ATTN: AMSTA-LC-LMIT/TECH PUBS, 1 Rock Island Arsenal, Rock Island, IL 61299-7630. The email address is ROCK-TACOM-TECH-PUBS@conus.army.mil. The fax number is DSN 793-0726 or Commercial (309) 782-0726.

Current as of 18 January 2008

TABLE OF CONTENTS

	<u>WP Sequence No.</u>
INTRODUCTION	0001
GROUP 01	
Figure 1 Axle assembly	0002
Figure 2 Shock absorber	0003
Figure 3 Handbrake	0004
Figure 4 Brake lines	0005
GROUP 02	
Figure 5 Tires and wheels	0006
GROUP 03	
Figure 6 Pump/engine assembly	0007
Figure 7 Centrifugal pump	0008
Figure 8 Electro-magnetic interference group	0009
Figure 9 Crankshaft pulley	0010
Figure 10 Flywheel and flywheel housing	0011
Figure 11 Cold-starting aids	0012
Figure 12 Balancer shafts	0013
Figure 13 Camshaft	0014
Figure 14 Crankshaft	0015
Figure 15 Engine lifting brackets	0016
Figure 16 Turbocharger	0017
Figure 17 Rocker arm cover assembly	0018
Figure 18 Rocker arm group	0019
Figure 19 Fuel pump and fuel/water separator	0020
Figure 20 Fuel injection system	0021
Figure 21 Timing gear cover	0022
Figure 22 Pistons and connecting rods	0023
Figure 23 Cylinder head	0024
Figure 24 Air intake	0025
Figure 25 Oil cooler and filter	0026
Figure 26 Oil pan and drain hose	0027
Figure 27 Dipstick	0028
Figure 28 Needle valve and elbow	0029
Figure 29 Rear oil seal	0030
Figure 30 Engine cooling system pump	0031
Figure 31 Thermostat	0032
Figure 32 Fan drive and idler pulley	0033
Figure 33 Fan belt	0034
Figure 34 Engine coolant heater	0035
Figure 35 Radiator	0036
Figure 36 Fan pulley and cooling fan	0037
Figure 37 Belt tensioner	0038
Figure 38 Exhaust manifold	0039
Figure 39 Muffler	0040
Figure 40 Ventilation system	0041
Figure 41 Alternator group	0042
Figure 42 Sensors	0043
Figure 43 Starter group and electrical relay box	0044
Figure 44 Suction end gate valves	0045
Figure 45 Discharge end gate valves	0046
Figure 46 Transducer hoses, manifold vent, and overflow bottle	0047

TABLE OF CONTENTS (Cont'd)

	<u>WP Sequence No.</u>
GROUP 04	
Figure 47 Tongue assembly	0048
Figure 48 Frame weldment	0049
Figure 49 Stabilizer jack	0050
Figure 50 Lifting frames	0051
GROUP 05	
Figure 51 Fuel lines	0052
Figure 52 Fuel tank	0053
GROUP 06	
Figure 53 Control box assembly	0054
Figure 54 Battery and battery box	0055
Figure 55 Toolbox, intervehicular cable, and ground rod assembly	0056
GROUP 07	
Figure 56 Engine overhaul kits	0057
GROUP 08	
Figure 57 Bulk Items List	0058
INDEX	
National Stock Number Index	0059
Part Number Index	0060
Reference Designator Index	0061

**UNIT, DIRECT SUPPORT AND GENERAL SUPPORT MAINTENANCE
FUEL PUMP ASSEMBLY, DIESEL ENGINE DRIVEN, WHEEL MOUNTED,
350 GALLONS PER MINUTE (GPM), 275 FOOT HEAD
REPAIR PARTS AND SPECIAL TOOLS LIST (RPSTL)**

INTRODUCTION

SCOPE

This RPSTL lists and authorizes spare and repair parts; special tools; special test, measurement and diagnostic equipment (TMDE); and other special support equipment required for performance of unit, direct support, and general support maintenance of the Fuel Pumping Assembly. It authorizes the requisitioning, issue, and disposition of spares, repair parts, and special tools as indicated by the source, maintenance, and recoverability (SMR) codes.

GENERAL

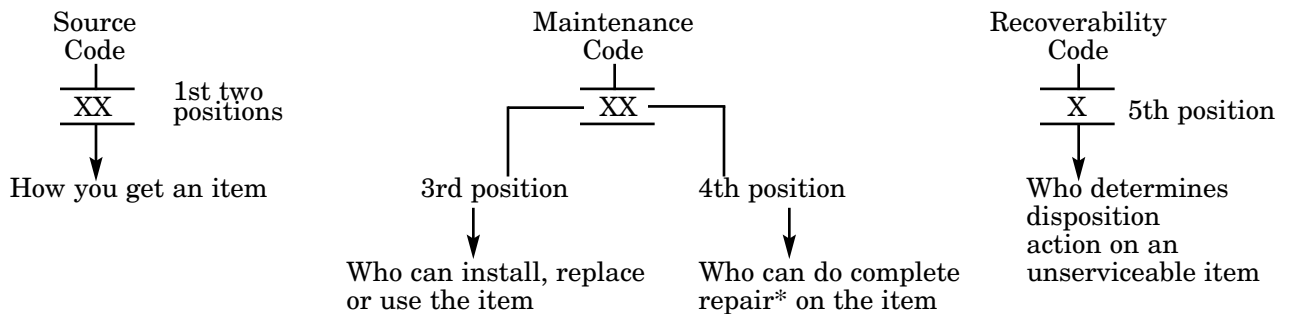
In addition to this Introduction work package, this RPSTL is divided into the following work packages.

- 1. Repair Parts List Work Packages.** Work packages containing lists of spares and repair parts authorized by this RPSTL for use in the performance of maintenance. These work packages also include parts which must be removed for replacement of the authorized parts. Parts lists are composed of functional groups in ascending alphanumeric sequence, with the parts in each group listed in ascending figure and item number sequence. Sending units, brackets, filters, and bolts are listed with the component they mount on. Bulk materials are listed by item name in FIG. BULK at the end of the work packages. Repair parts kits are listed separately in their own functional group and work package. Repair parts for reparable special tools are also listed in a separate work package. Items listed are shown on the associated illustrations.
- 2. Special Tools List Work Packages.** Work packages containing lists of special tools, special TMDE, and special support equipment authorized by this RPSTL (as indicated by Basis of Issue (BOI) information in the DESCRIPTION AND USABLE ON CODE (UOC) column). Tools that are components of common tool sets and/or Class VII are not listed.
- 3. Cross-Reference Indexes Work Packages.** There are (enter applicable number) cross-reference indexes work packages in this RPSTL: the National Stock Number (NSN) Index work package and the Part Number (P/N) Index work package. The National Stock Number Index work package refers you to the figure and item number. The Part Number Index work package refers you to the figure and item number.

EXPLANATION OF COLUMNS IN THE RPSTL WORK PACKAGES

ITEM NO. (Column 1). Indicates the number used to identify items called out in the illustration.

SMR CODE (Column 2). The Source, Maintenance, and Recoverability (SMR) code is a 5-position code containing supply/requisitioning information, maintenance category authorization criteria, and disposition instruction, as shown in the following breakout:



* Complete Repair: Maintenance capacity, capability, and authority to perform all corrective maintenance tasks of the Repair function in a use/user environment in order to restore serviceability to a failed item.

Source Code(1st two positions). The source code tells you how to get an item needed for maintenance, repair, or overhaul of an end item/equipment. Explanations of source codes follow:

Code	Explanation
PA	Stocked items; use the applicable NSN to request/requisition items with these source codes. They are authorized to the category indicated by the code entered in the 3rd position of the SMR code.
PB	
PC**	
PE	
PF	
PG	
KD	Items with these codes are not to be requested/requisitioned individually. They are part of a kit which is authorized to the maintenance category indicated in the 3rd position of the SMR code. The complete kit must be requisitioned and applied.
KF	
KB	
MO- (Made at Unit Level)	Items with these codes are not to be requested/requisitioned individually. They must be made from bulk material which is identified by the part number in the DESCRIPTION AND USABLE ON CODE (UOC) column and listed in the bulk material group of the repair parts list in the RPSTL. If the item is authorized to you by the 3rd position code of the SMR code, but the source code indicates it is made at a higher level, order the item from the higher level of maintenance.
MF- (Made at DS Level)	
MH- (Made at GS Level)	
ML- (Made at Specialized Repair Act (SRA))	
MD- (Made at Depot)	
AO- (Assembled by Unit Level)	Items with these codes are not to be requested/requisitioned individually. The parts that make up the assembled item must be requisitioned or fabricated and assembled at the level of maintenance indicated by the source code. If the 3rd position code of the SMR code authorized you to replace the item, but the source code indicates the item is assembled at a higher level, order the item from the higher level of maintenance.
AF- (Assembled by DS Level)	
AH- (Assembled by GS Level)	
AL- (Assembled by SRA)	
AD- (Assembled by Depot)	
XA-	Do not requisition an XA-coded item. Order its next higher assembly. (Also, refer to the note below.)
XB-	If an XB item is not available from salvage, order it using CAGEC and part number given.
XC-	Installation drawing, diagram, instruction sheet, field service drawing, that is identified by manufacturer's part number.
XD-	Item is not stocked. Order an XD-coded item through normal supply channels using the CAGEC and part number given, if no NSN is available.

NOTE

Cannibalization or controlled exchange, when authorized, may be used as a source of supply for items with the above source codes, except for those source coded XA.

Maintenance Code. Maintenance codes tell you the level(s) of maintenance authorized to USE and REPAIR support items. The maintenance codes are entered in the third and fourth positions of the SMR code as follows:

Third Position. The maintenance code entered in the third position tells you the lowest maintenance level authorized to remove, replace, and use an item. The maintenance code entered in the third position will indicate authorization to one of the following levels of maintenance.

Code	Application/Explanation
C	– Crew or operator maintenance done within organizational maintenance.
O	– Unit level can remove, replace, and use the item.
F	– Direct support level can remove, replace, and use the item.
H	– General support level can remove, replace, and use the item.
L	– Specialized repair activity can remove, replace, and use the item.
D	– Depot level can remove, replace, and use the item.

Fourth Position. The maintenance code entered in the fourth position tells you whether or not the item is to be repaired and identifies the lowest maintenance level with the capability to do complete repair (i.e., perform all authorized repair functions).

NOTE

Some limited repair may be done on the item at a lower level of maintenance, if authorized by the Maintenance Allocation Chart (MAC) and SMR codes. This position will contain one of the following maintenance codes.

Code	Application/Explanation
O	– Unit is the lowest level that can do complete repair of the item.
F	– Direct support is the lowest level that can do complete repair of the item.
H	– General support is the lowest level that can do complete repair of the item.
L	– Specialized repair activity (designate the specialized repair activity) is the lowest level that can do complete repair of the item.
D	– Depot is the lowest level that can do complete repair of the item.
Z	– Nonrepairable. No repair is authorized.
B	– No repair is authorized. (No parts or special tools are authorized for the maintenance of a B-coded item.) However, the item may be reconditioned by adjusting, lubricating, etc., at the user level.

Recoverability Code. Recoverability codes are assigned to items to indicate the disposition action on unserviceable items. The recoverability code is entered in the fifth position of the SMR code as follows:

Recoverability Code	Application/Explanation
Z	– Nonrepairable item. When unserviceable, condemn and dispose of the item at the level of maintenance shown in 3rd position of SMR code.
O	– Repairable item. When uneconomically repairable, condemn and dispose of the item at unit level.
F	– Repairable item. When uneconomically repairable, condemn and dispose of the item at the direct support level.
H	– Repairable item. When uneconomically repairable, condemn and dispose of the item at the general support level.
D	– Repairable item. When beyond lower level repair capability, return to depot. Condemnation and disposal of item not authorized below depot level.
L	– Repairable item. Condemnation and disposal not authorized below specialized repair activity (SRA).
A	– Item requires special handling or condemnation procedures because of specific reasons (e.g.; precious metal content, high dollar value, critical material, or hazardous material). Refer to appropriate manuals/directives for specific instructions.

NSN (Column (3)). The NSN for the item is listed in this column.

CAGEC (Column (4)). The Commercial and Government Entity Code (CAGEC) is a 5-digit numeric code used to identify the manufacturer, distributor, or Government agency/activity that supplies the item.

Part Number (Column (5)). Indicates the primary number used by the manufacturer (individual, company, firm, corporation, or Government activity), which controls the design and characteristics of the item by means of its engineering drawings, specifications standards, and inspection requirements to identify an item or range of items. Part numbers not available (N/A) will be provided as updates to this manual when available.

NOTE

When you use a NSN to requisition an item, the item you receive may have a different part number from the part ordered.

Description and Usable on Code (UOC) (Column (6)). This column includes the following information:

- (1) The Federal item name and, when required, a minimum description to identify the item.
- (2) Items that are included in kits and sets are listed below the name of the kit or set.
- (3) Spare/repair parts that make up an assembled item are indented and listed immediately following the assembled item line entry.
- (4) Part numbers for bulk materials are referenced in this column in the line item entry for the item to be manufactured/fabricated.
- (5) When the item is not used with all serial numbers of the same model, the effective serial numbers are shown on the last line(s) of the description (before UOC).
- (6) The usable on code, when applicable (refer to paragraph 5, Special Information).
- (7) In the Special Tools List section, the Basis of Issue (BOI) appears as the last line(s) in the entry for each special tool, special TMDE, and other special support equipment. When density of equipment supported exceeds density spread indicated in the Basis of Issue, the total authorization is increased proportionately.
- (8) The statement END OF FIGURE appears just below the last item description in column 6 for a given figure in both the repair parts list and special tools list work packages.

QTY (Column (7)). The QTY (quantity per figure column) indicates the quantity of the item used in the breakout shown on the illustration figure, which is prepared for a functional group, subfunctional group, or an assembly. A "V" appearing in this column in lieu of a quantity indicates that the quantity is variable and the quantity may change from application to application.

EXPLANATION OF CROSS-REFERENCE INDEXES WORK PACKAGES FORMAT AND COLUMNS

1. National Stock Number (NSN) Index Work Packages.

STOCK NUMBER Column. This column lists the NSN by National Item Identification Number (NIIN)

NSN

sequence. The NIIN consists of the last nine digits of the NSN (i.e., 5305-01-674-1467). When using this column

NIIN

to locate an item, ignore the first 4 digits of the NSN. However, the complete NSN should be used when ordering items by stock number.

FIG. Column. This column lists the number of the figure where the item is identified/located. The figures are in numerical order in the repair parts and special tools list work packages.

ITEM Column. The item number identifies the item associated with the figure listed in the adjacent FIG. column. This item is also identified by the NSN listed on the same line.

2. Part Number (P/N) Index Work Package. Part numbers in this index are listed by part number in ascending alphanumeric sequence (i.e., vertical arrangement of letter and number combination which places the first letter or digit of each group in order numbers 0 through 9, followed by the A through Z and each following letter or digit in like order).

PART NUMBER Column. Indicates the primary number used by the manufacturer (individual, company, firm, corporation, or Government activity), which controls the design and characteristics of the item by means of its engineering drawings, specifications standards, and inspection requirements to identify an item or range of items.

FIG. Column. This column lists the number of the figure where the item is identified/located in the repair parts list and special tool list work packages.

ITEM Column. The item number is that number assigned to the item as it appears in the figure referenced in the adjacent figure number column.

SPECIAL INFORMATION

USABLE ON CODE. The usable on code appears in the lower left corner of the Description Column heading. Usable on codes are shown as “UOC:” in the Description Column (justified left) on the first line applicable item description/nomenclature. Uncoded items are applicable to all models. Identification of the usable on codes used in the RPSTL are:

Code	Used On
FQJ	Model 350 GPM

Fabrication Instructions. Bulk materials required to manufacture items are listed in the Bulk Material Functional Group of this RPSTL. Part numbers for bulk materials are also referenced in the description column of the line item entry for the item to be manufactured/fabricated. Detailed fabrication instructions for items source code to be manufactured or fabricated are found in TM 10-4320-372-14.

Assembly Instruction. Detailed assembly instructions for items source coded to be assembled from component spare/repair parts are found in TM 9-2355-103-23P. Items that make up the assembly are listed immediately following the assembly item entry or reference is made to an applicable figure.

Kits. Line item entries for repair parts kits appear in group 9401 KITS in the repair parts list work packages.

Index Numbers. Items which have the word BULK in the figure column will have an index number shown in the item number column. This index number is a cross-reference between the National Stock Number/Part Number Index and the bulk material list in the repair parts list work packages.

Associated Publications. The publications listed below pertain to the 350 GPM Pumping Assembly and their components:

TM 10-4320-372-14 Combined Operator Maintenance Manual

HOW TO LOCATE REPAIR PARTS

When National Stock Number or Part Number is Not Known.

- (1) **First.** Using the table of contents, determine the assembly group or subassembly group to which the item belongs. This is necessary since figures are prepared for assembly groups and subassembly groups, and listings are divided into the same groups.
- (2) **Second.** Find the figure covering the assembly group or subassembly group to which the item belongs.
- (3) **Third.** Identify the item on the figure and use the Figure and Item Number Index to find the NSN.
- (4) **Fourth.** Look in the repair parts list work packages for the figure and item numbers. The NSNs and part numbers are on the same line as the associated item numbers.

When National Stock Number or Part Number is Known.

- (1) **First.** Using the Index of National Stock Numbers and Part Numbers, find the pertinent National Stock Number or Part Number. The NSN index is in National Item Identification Number (NIIN) sequence (see 4.a.(1)). The part numbers in the Part Number index are listed in ascending alphanumeric sequence (see 4.b.). Both indexes cross-reference you to the illustration figure and item number of the item you are looking for.
- (2) **Second.** After finding the figure and item number, verify that the item is the one you are looking for, then locate the item number in the repair parts list for the figure.

END OF WORK PACKAGE

FIELD REPAIR PARTS AND SPECIAL TOOLS LIST (RPSTL)

FUEL PUMPING ASSEMBLY
 REPAIR PARTS AND SPECIAL TOOLS LIST
 UNIT, DIRECT SUPPORT AND GENERAL SUPPORT MAINTENANCE
 350 GALLONS PER MINUTE (GPM),
 275 FOOT HEAD NSN 4320-01-524-4467

1	2 thru 40	9	10 thru 40
---	-----------------	---	------------------

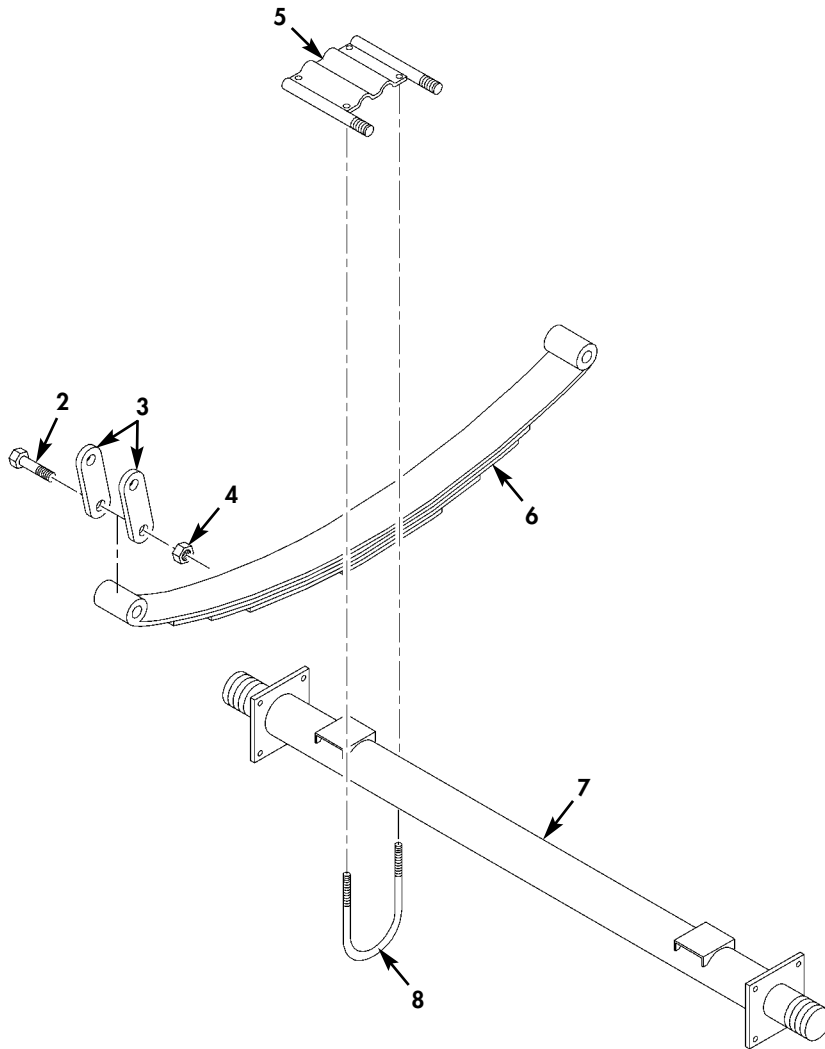


Figure 1. Axle Assembly (Sheet 1 of 3).

FUEL PUMPING ASSEMBLY
 REPAIR PARTS AND SPECIAL TOOLS LIST
 UNIT, DIRECT SUPPORT AND GENERAL SUPPORT MAINTENANCE
 350 GALLONS PER MINUTE (GPM),
 275 FOOT HEAD NSN 4320-01-524-4467

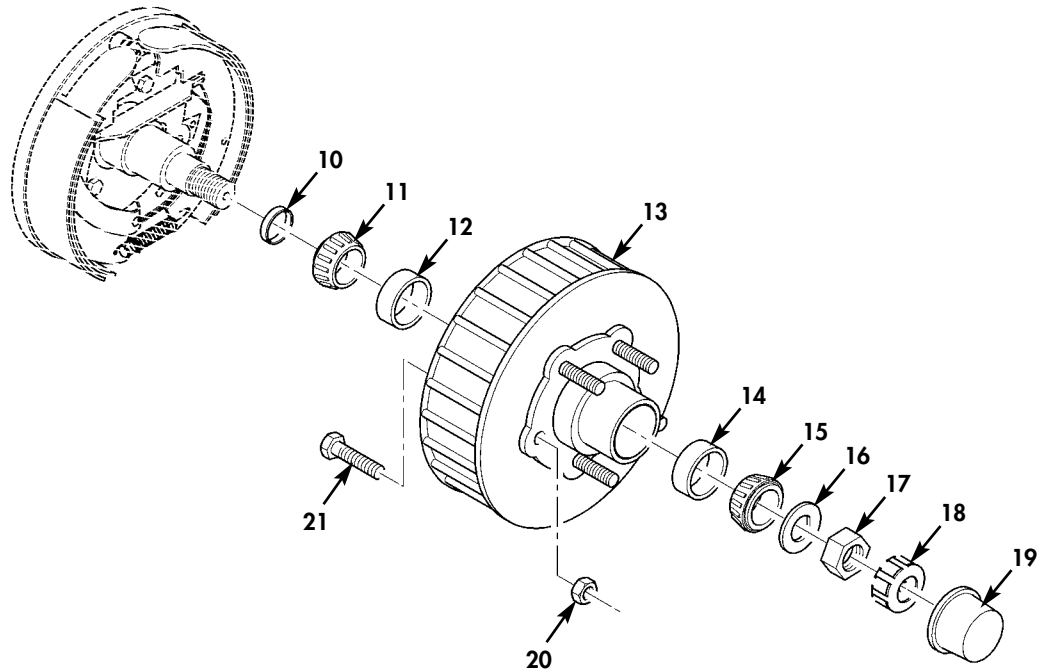


Figure 1. Axle Assembly (Sheet 2 of 3).

FUEL PUMPING ASSEMBLY
REPAIR PARTS AND SPECIAL TOOLS LIST
UNIT, DIRECT SUPPORT AND GENERAL SUPPORT MAINTENANCE
350 GALLONS PER MINUTE (GPM),
275 FOOT HEAD NSN 4320-01-524-4467

22 — 23
thru
26

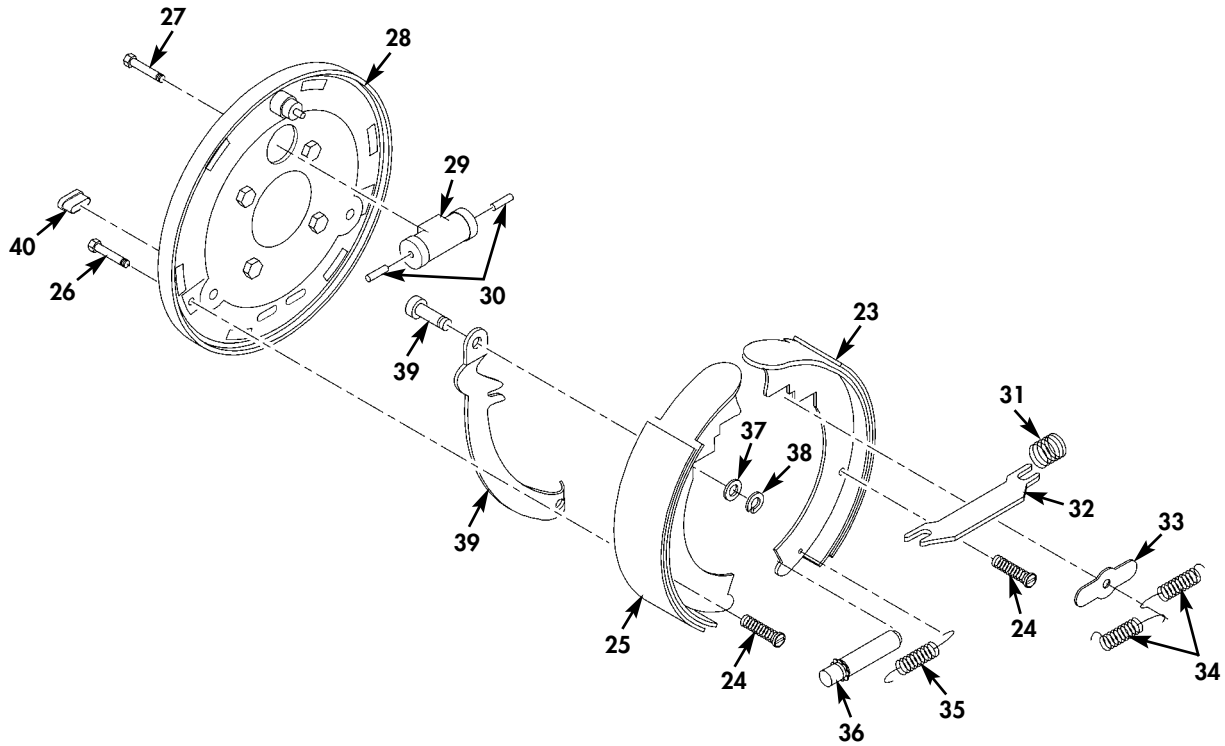


Figure 1. Axle Assembly (Sheet 3 of 3).

(1) ITEM NO	(2) SMR CODE	(3) NSN	(4) CAGEC	(5) PART NUMBER	(6) DESCRIPTION AND USABLE ON CODES (UOC)	(7) QTY
GROUP 0001 AXLE ASSEMBLY						
FIG. 1 AXLE ASSEMBLY						
1	PAFFF	2530015507456	90598	78129-100	AXLE, VEHICULAR, NOND.....	1
2	PAFZZ		0F447	9163B	.BOLT, MACHINE.....	6
3	PAFZZ	2510015488047	15460	018-011-01	.PIN, VEHICULAR LEAF.....	4
4	PAFZZ		0F447	916DLN	.NUT, SELF-LOCKING, HE.....	6
5	PAFZZ	5340015489381	15460	012-001-01	.PLATE, MENDING.....	2
6	PAFZZ		15460	072-006-00	.SPRING ASSY, LEAF.....	2
7	PBFZZ		0F447	T35AH84F	.SPINDLE, MECHANICALL.....	1
8	PAFZZ		0F447	1755892	.U-BOLT WITH NUTS.....	4
9	PAFFZ		0F447	35AH545H-ST	.AXLE, VEHICULAR, NOND.....	1
10	PAOZZ	5330013890117	33968	35315142	..SEAL, PLAIN ENCASED.....	2
11	PAOZZ	3110007630259	86403	3580892	..CONE AND ROLLERS, TA.....	2
12	PAOZZ	3110007691426	60038	L68111	..CUP, TAPERED ROLLER.....	2
13	PAOZZ		15460	008-247-05	..BRAKE DRUM.....	2
14	PAOZZ	3110013891658	15460	031-031-01	..CUP, TAPERED ROLLER.....	2
15	PAOZZ	3110009261379	60038	L44649	..CONE AND ROLLERS, TA.....	2
16	PAOZZ	5310015176246	15460	005-023-00	..WASHER, FLAT.....	2
17	PAOZZ	5310015500190	07070	006-191-00	..NUT, PLAIN, HEXAGON.....	2
18	PAOZZ	5310015500185	07070	006-190-00	..NUT, PLAIN, HEXAGON.....	2
19	PAOZZ	2530015173886	15460	021-003-00	..CAP, GREASE.....	2
20	PAOZZ	5310013891257	33968	35315274	..NUT, PLAIN, HEXAGON.....	10
21	PAOZZ	5307013891245	33968	35361898	..STUD, PLAIN.....	10
22	PAOOZ	2530015533345	15460	023-400-00	..PARTS KIT, HAND BRAK LH BRAKE ASSEMBLY COMPLETE-W/PARK-DS	1
22	PAOOO		15460	023-401-00	..BRAKE ASSEMBLY, RH RH BRAKE ASSEMBLY COMPLETE-W/PARK-DS	1

(1) ITEM NO	(2) SMR CODE	(3) NSN	(4) CAGEC	(5) PART NUMBER	(6) DESCRIPTION AND USABLE ON CODES (UOC)	(7) QTY
23	PAOZZ	3040015220152	15460	040-210-00	... LINING SET, FRICTION.....	1
24	PAOZZ	5360015221889	15460	046-077-00	... SPRING AND CUP ASSE.....	2
25	XAOZZ	2530015224068	15460	040-211-00	SECONDARY SHOE.....	1
26	PAOZZ	5315015221367	15460	049-002-00	... PIN, COTTER.....	2
27	PAOZZ	5306015492477	15460	067-001-00	... BOLT, MACHINE.....	2
28	PAOZZ	3040015221604	15460	036-094-03	... PLATE, BACKING, BRAKE.....	1
29	PAOZZ	2530014128166	15460	054-062-00	... CYLINDER, HYDRAULIC LH BRAKE CYLINDER DUO-SERV.....	1
29	PAOZZ	2530014128160	15460	054-063-00	... CYLINDER, HYDRAULIC RH BRAKE CYLINDER DUO-SERV.....	1
30	PAOZZ	2530015220151	15460	054-060-00	... PUSH ROD, HYDRAULIC.....	2
31	PAOZZ	5360014545761	15460	046-103-00	... SPRING, HELICAL, COMP.....	1
32	PAOZZ	2530015224062	15460	047-118-00	... STRUT, PARKING BRAKE.....	1
33	PAOZZ	5310015221351	15460	005-113-00	... WASHER, FLAT.....	1
34	PAOZZ	5360015221603	15460	046-009-00	... SPRING, HELICAL, COMP.....	2
35	PAOZZ	5360015220153	15460	046-018-00	... SPRING, ADJUSTING SC.....	1
36	PAOZZ	2530015334687	15460	043-004-00	... ADJUSTING SCREW ASS.....	1
37	XAOZZ	5310014542325	15460	005-112-00	WASHER, SPRING TENSI.....	1
38	XAOZZ	5340014546358	15460	069-055-00	RETAINER.....	1
39	XAOZZ	2530015224028	15460	047-116-01	PARKING LEVER/PIN, L LH PARKING LEVER & PIN ASSEMBLY.....	1
39	XAOZZ		15460	047-117-01	PARKING LEVER/PIN, R RH PARKING LEVER & PIN ASSEMBLY.....	1
40	PAOZZ	5340015354672	15460	046-007-00	... PLUG, PROTECTIVE, DUS.....	1

END OF FIGURE

FIELD REPAIR PARTS AND SPECIAL TOOLS LIST (RPSTL)

FUEL PUMPING ASSEMBLY
 REPAIR PARTS AND SPECIAL TOOLS LIST
 UNIT, DIRECT SUPPORT AND GENERAL SUPPORT MAINTENANCE
 350 GALLONS PER MINUTE (GPM),
 275 FOOT HEAD NSN 4320-01-524-4467

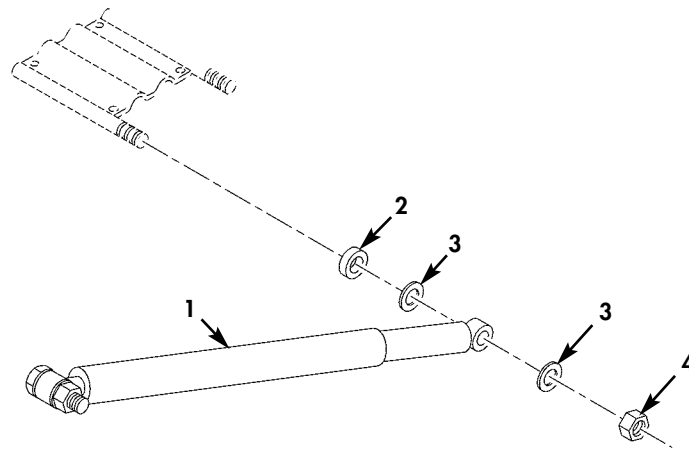


Figure 2. Shock Absorber.

(1) ITEM NO	(2) SMR CODE	(3) NSN	(4) CAGEC	(5) PART NUMBER	(6) DESCRIPTION AND USABLE ON CODES (UOC)	(7) QTY
GROUP 0001 AXLE ASSEMBLY						
FIG. 2 SHOCK ABSORBER						
1	PAOZZ		76445	34736	SHOCK ABSORBER, DIRE.....	2
2	PAOZZ	5365015489275	90598	78096-1	SPACER, SLEEVE.....	2
3	PAOZZ	5310008095998	96906	MS27183-18	WASHER, FLAT.....	4
4	PAOZZ	5310000679507	81349	M45913/1-8FG5C	NUT, SELF-LOCKING, HE.....	2

END OF FIGURE

FIELD REPAIR PARTS AND SPECIAL TOOLS LIST (RPSTL)

FUEL PUMPING ASSEMBLY
REPAIR PARTS AND SPECIAL TOOLS LIST
UNIT, DIRECT SUPPORT AND GENERAL SUPPORT MAINTENANCE
350 GALLONS PER MINUTE (GPM),
275 FOOT HEAD NSN 4320-01-524-4467

1 — 2
thru
10

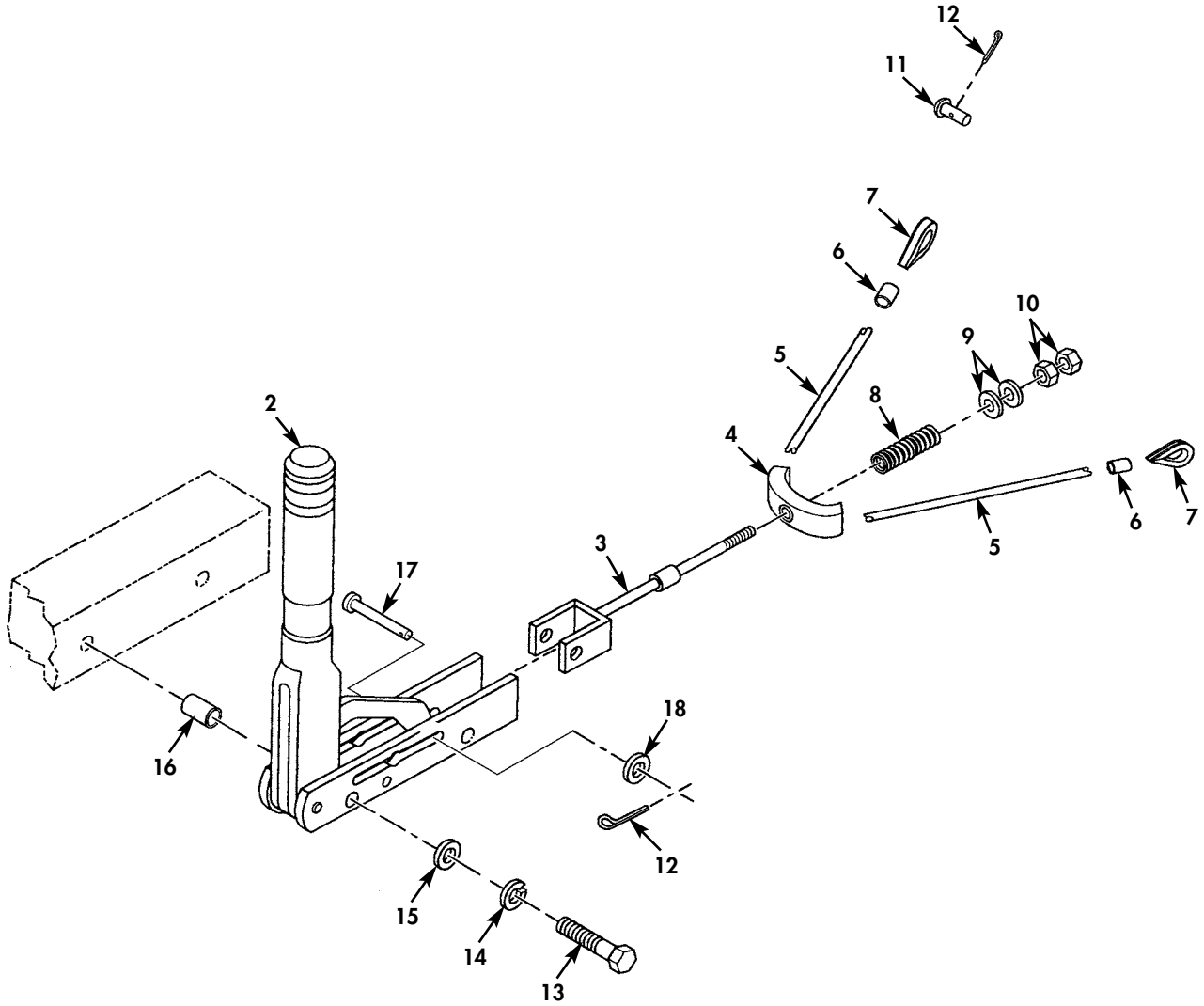


Figure 3. Handbrake.

(1) ITEM NO	(2) SMR CODE	(3) NSN	(4) CAGEC	(5) PART NUMBER	(6) DESCRIPTION AND USABLE ON CODES (UOC)	(7) QTY
GROUP 0001 AXLE ASSEMBLY						
FIG. 3 HANDBRAKE						
1	AOOOO		90598	78157-100	PARKING BRAKE ASSE.....	1
2	PAOZZ	5340015498360	08SN2	0776600	.LEVER,MANUAL CONTRO.....	1
3	PAOZZ	4010015499222	08SN2	0776900	.WIRE ROPE ASSEMBLY,.....	1
4	PAOZZ	3040015491384	92867	81001117	.SHAFT, SHOULDERED.....	1
5	PAOZZ	4010015494723	39428	3461T85	.ROPE, WIRE.....	V
6	PAOZZ	3120015489266	39428	3883T44	.BUSHING, SLEEVE.....	2
7	PAOZZ	5940015486154	39428	3868T43	.FERRULE, ELECTRICAL.....	2
8	PAOZZ	5360011608051	56161	10510731	.SPRING, HELICAL, COMP.....	1
9	PAOZZ	5310015494071	08SN2	0782000	.WASHER, FLAT.....	2
10	PAOZZ		08SN2	0854000	.HEX NUT.....	2
11	PAOZZ	5315008158840	96906	MS35810-4	PIN, STRAIGHT, HEADED.....	2
12	PAOZZ	5315008423044	80205	MS24665-283	PIN, COTTER.....	3
13	PAOZZ	5306002264833	80204	B1821BH031C200N	BOLT, MACHINE.....	2
14	PAOZZ	5310004079566	80205	MS35338-45	WASHER, LOCK.....	2
15	PAOZZ	5310000814219	96906	MS27183-12	WASHER, FLAT.....	2
16	PAOZZ	5365015489277	90598	78205-1	SPACER, RING.....	2
17	PAOZZ	5315005849053	92867	81000129	PIN, STRAIGHT HEADED.....	1
18	PAOOZ	5310007824406	92867	84000115	WASHER, FLAT.....	1

END OF FIGURE

FIELD REPAIR PARTS AND SPECIAL TOOLS LIST (RPSTL)

FUEL PUMPING ASSEMBLY
REPAIR PARTS AND SPECIAL TOOLS LIST
UNIT, DIRECT SUPPORT AND GENERAL SUPPORT MAINTENANCE
350 GALLONS PER MINUTE (GPM),
275 FOOT HEAD NSN 4320-01-524-4467

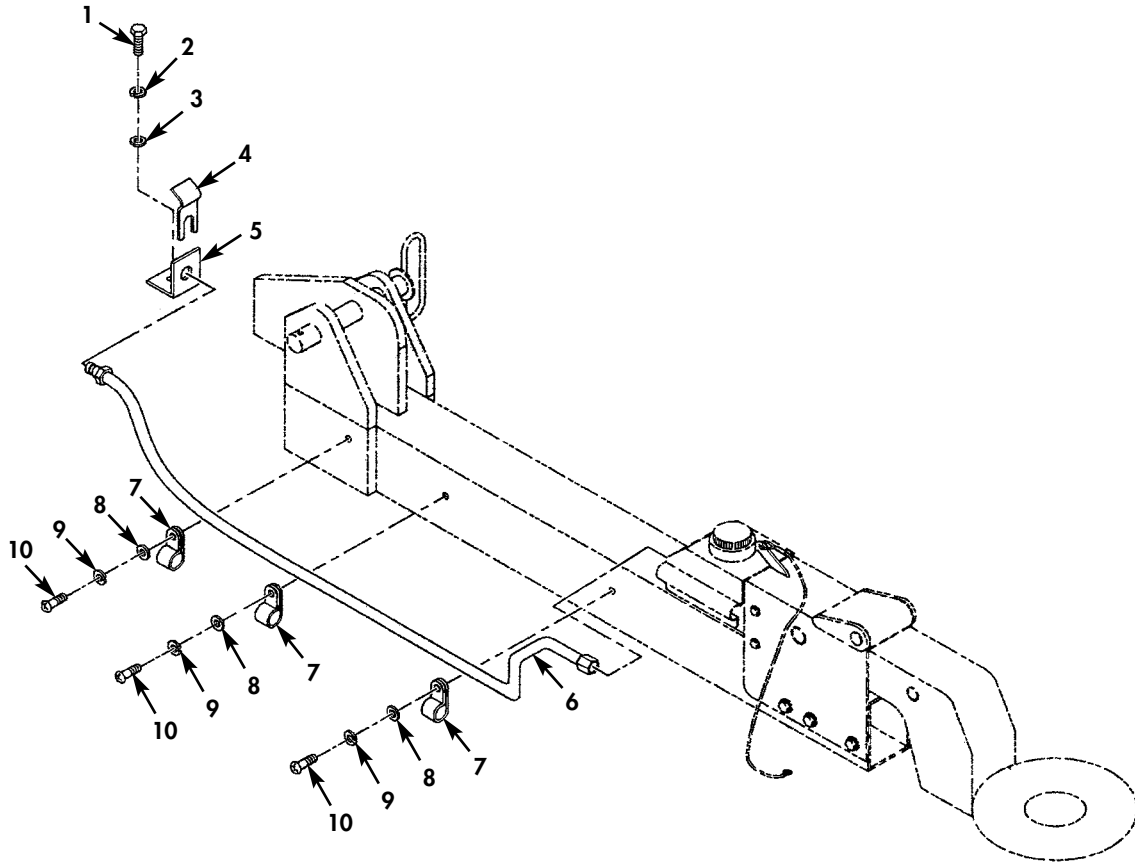


Figure 4. Brake Lines (Sheet 1 of 3).

FUEL PUMPING ASSEMBLY
REPAIR PARTS AND SPECIAL TOOLS LIST
UNIT, DIRECT SUPPORT AND GENERAL SUPPORT MAINTENANCE
350 GALLONS PER MINUTE (GPM),
275 FOOT HEAD NSN 4320-01-524-4467

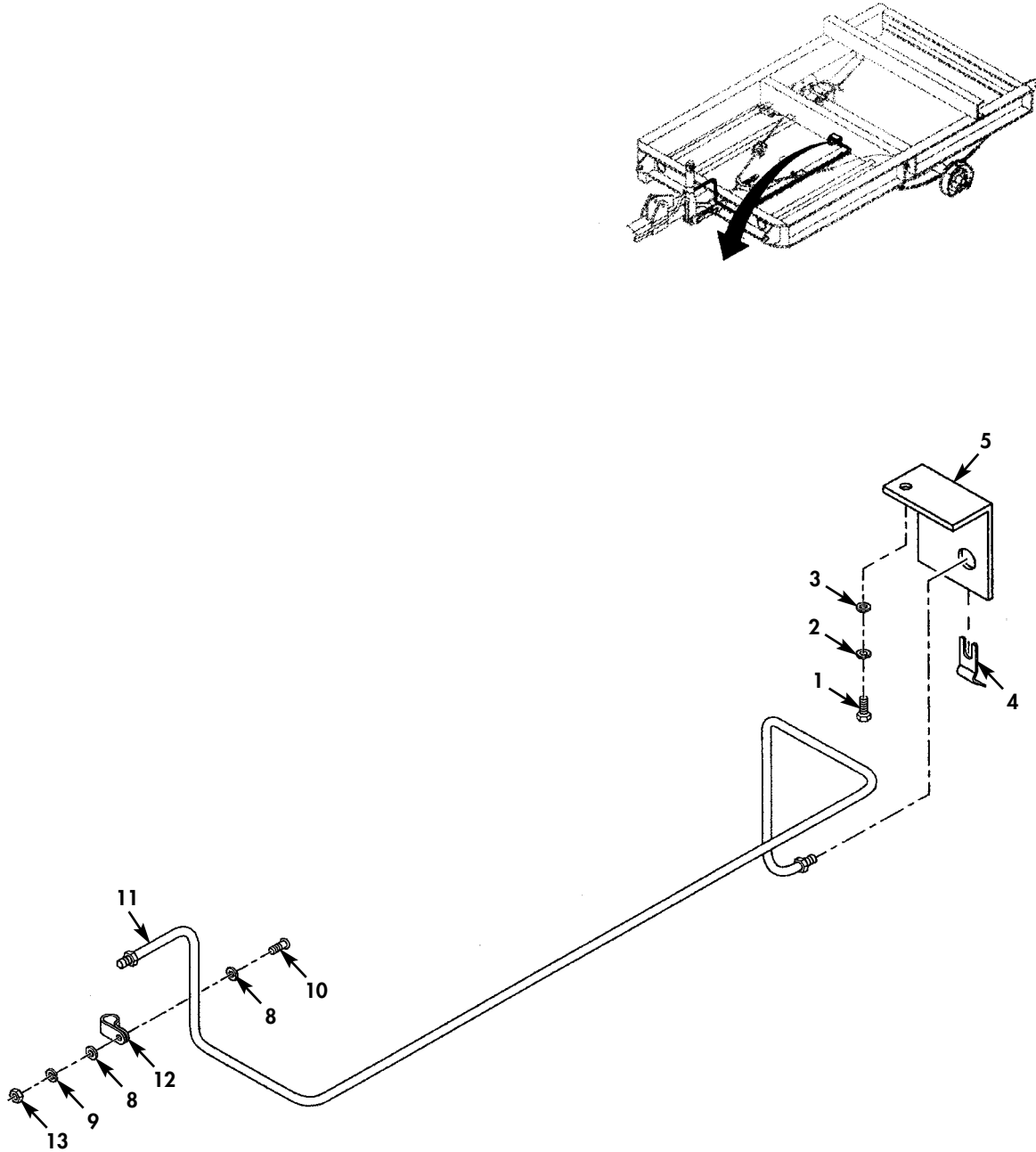


Figure 4. Brake Lines (Sheet 2 of 3).

FUEL PUMPING ASSEMBLY
REPAIR PARTS AND SPECIAL TOOLS LIST
UNIT, DIRECT SUPPORT AND GENERAL SUPPORT MAINTENANCE
350 GALLONS PER MINUTE (GPM),
275 FOOT HEAD NSN 4320-01-524-4467

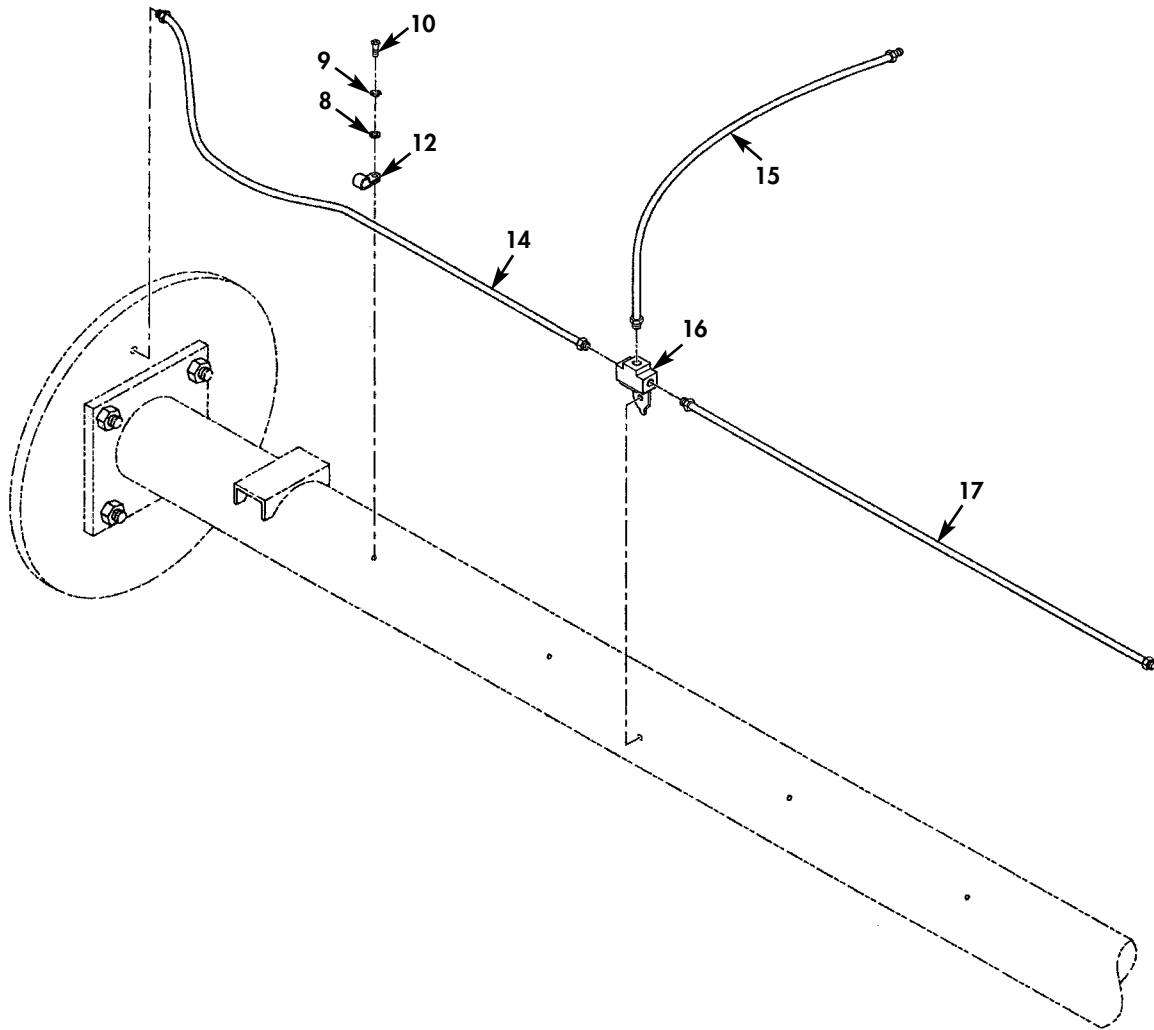


Figure 4. Brake Lines (Sheet 3 of 3).

(1) ITEM NO	(2) SMR CODE	(3) NSN	(4) CAGEC	(5) PART NUMBER	(6) DESCRIPTION AND USABLE ON CODES (UOC)	(7) QTY
GROUP 0001 AXLE ASSEMBLY						
FIG. 4 BRAKE LINES						
2	PAOZZ	5310005825965	80205	MS35338-44	WASHER, LOCK.....	2
3	PAOZZ	5310008094058	96906	MS27183-10	WASHER, FLAT.....	2
4	PAOZZ		08SN2	776400	CLIP, SPRING TENSION.....	2
5	PAOZZ	5340015495213	08SN2	776300	BRACKET, MOUNTING.....	2
6	PAOZZ	4720015491542	0XLT7	18033-MF	HOSE, NONMETALLIC.....	1
7	PAOZZ	5340002915347	81343	AS21919WDG8	CLAMP, LOOP.....	2
8	PAOZZ	5310000145850	96906	MS27183-42	WASHER, FLAT.....	13
9	PAOZZ	5310000453296	80205	MS35338-43	WASHER, LOCK.....	10
10	PAOZZ	5305009846212	80205	MS35206-265	SCREW, MACHINE.....	10
11	PAOZZ	4710015504890	90598	78091-100	TUBE ASSEMBLY, METAL.....	1
12	PAOZZ	5340002915322	81343	AS21919WDG3	CLAMP, LOOP.....	7
13	PAOZZ	5310009349758	80205	MS35649-202	NUT, PLAIN, HEXAGON.....	3
14	PAOZZ	4710015490578	90598	78092-100	TUBE ASSEMBLY, METAL.....	1
15	PAOZZ	4720015491933	08SN2	776500	HOSE ASSEMBLY, NONME.....	1
16	PAOZZ	4730015490848	08SN2	778500	CONNECTOR, MULTIPLE,	1
17	PAOZZ	4720015491598	90598	78093-100	HOSE ASSEMBLY, NONME.....	1

END OF FIGURE

FIELD REPAIR PARTS AND SPECIAL TOOLS LIST (RPSTL)

FUEL PUMPING ASSEMBLY
REPAIR PARTS AND SPECIAL TOOLS LIST
UNIT, DIRECT SUPPORT AND GENERAL SUPPORT MAINTENANCE
350 GALLONS PER MINUTE (GPM),
275 FOOT HEAD NSN 4320-01-524-4467

1 — 2
thru
4

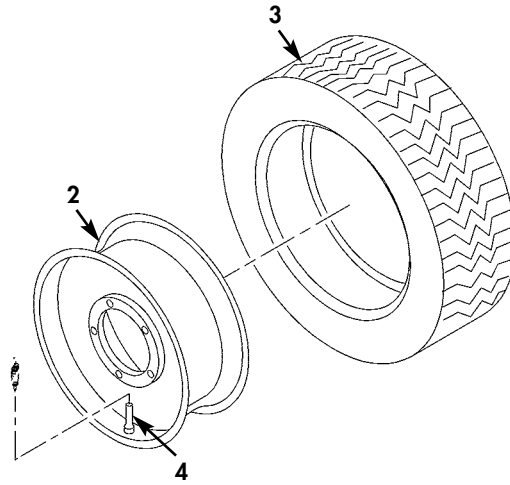


Figure 5. Tires and Wheels.

(1) ITEM NO	(2) SMR CODE	(3) NSN	(4) CAGEC	(5) PART NUMBER	(6) DESCRIPTION AND USABLE ON CODES (UOC)	(7) QTY
GROUP 0002 WHEEL AND TIRE ASSEMBLY						
FIG. 5 TIRES AND WHEELS						
1	XDOOO		0F447	1560E-7015BD	.WHEEL AND TIRE.....	2
2	PBOZZ		0F447	WH156-50E	..WHEEL,PNEUMATIC TIR.....	1
3	PAOZH	2610004898013	81348	X/GP2/TYBA/CLR/T..	TIRE,PNEUMATIC,VEHI	1
4	PAOZZ		0F447	TR413	..STEM,FAUCET.....	1

END OF FIGURE

FIELD REPAIR PARTS AND SPECIAL TOOLS LIST (RPSTL)

FUEL PUMPING ASSEMBLY
 REPAIR PARTS AND SPECIAL TOOLS LIST
 UNIT, DIRECT SUPPORT AND GENERAL SUPPORT MAINTENANCE
 350 GALLONS PER MINUTE (GPM),
 275 FOOT HEAD NSN 4320-01-524-4467

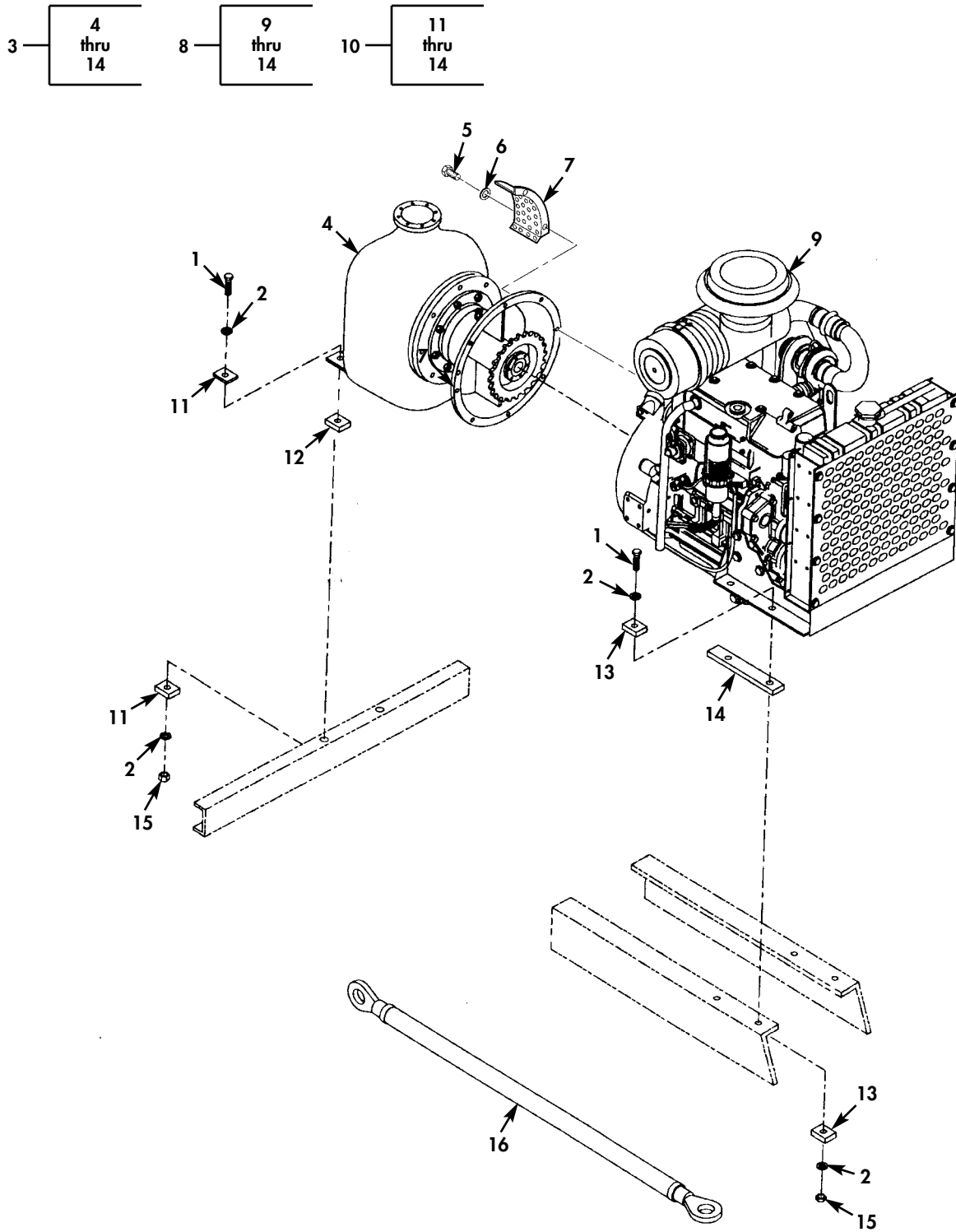


Figure 6. Pump/Engine Assembly.

(1) ITEM NO	(2) SMR CODE	(3) NSN	(4) CAGEC	(5) PART NUMBER	(6) DESCRIPTION AND USABLE ON CODES (UOC)	(7) QTY
GROUP 0003 PUMP/ENGINE ASSEMBLY						
FIG. 6 PUMP/ENGINE ASSEMBLY						
1	PAFZZ	5305007245914	80205	MS90725-168	SCREW, CAP, HEXAGON H.....	6
2	PAFZZ	5310008238803	96906	MS27183-21	WASHER, FLAT.....	12
3	AFHH		90598	78156-100	PUMP/ENGINE ASSEMBL.....	1
4	PBFZZ	4320015247579	1CC55	04A13-(4/10)	.PUMP, ROTARY.....	1
5	PAFZZ	5305015338693	1CC55	22645-558	.SCREW, CAP, HEXAGON H.....	8
6	PAFZZ	5310015332084	1CC55	21171-511	.WASHER, LOCK.....	8
7	PAFZZ		90598	78214-1	.FINGER GUARD.....	2
8	PDFHZ		90598	78147-100	.ENGINE, DIESEL.....	1
9	PAFHZ		3H244	E24TP4-66	..ENGINE, DIESEL.....	1
10	PAFFZ		3H244	A-1617REVA	..MOUNT, RESILIENT, GEN.....	1
11	XAZZZ	5365015495601	3H244	A-1629	...SPACER, PLATE.....	4
12	XAZZZ	5340015495164	3H244	A-1628	...BRACKET, MOUNTING.....	2
13	XAZZZ	5365015489437	3H244	A-1627	...SPACER, PLATE.....	8
14	XAZZZ	5340015497135	3H244	A-1626	...PLATE, MOUNTING.....	2
15	PAFZZ	5310002256408	81349	M45913/1-10FG5C	NUT, SELF-LOCKING, HE.....	6
16	MFFZZ		90598	78181-5	WIRE ASSEMBLY CUT 8 INCHES OF WIRE (CAGE 5762 P/N 5J011) AND ATTACHLUG (CAGE 0HVA8 P/N UAMCL/IR24) AND FORK (CAGE 39428P/N 7106K77) TO PROPER LOCATIONS.....	1

END OF FIGURE

FIELD REPAIR PARTS AND SPECIAL TOOLS LIST (RPSTL)

FUEL PUMPING ASSEMBLY
 REPAIR PARTS AND SPECIAL TOOLS LIST
 UNIT, DIRECT SUPPORT AND GENERAL SUPPORT MAINTENANCE
 350 GALLONS PER MINUTE (GPM),
 275 FOOT HEAD NSN 4320-01-524-4467

1	2 thru 57	44	45 thru 53
---	-----------------	----	------------------

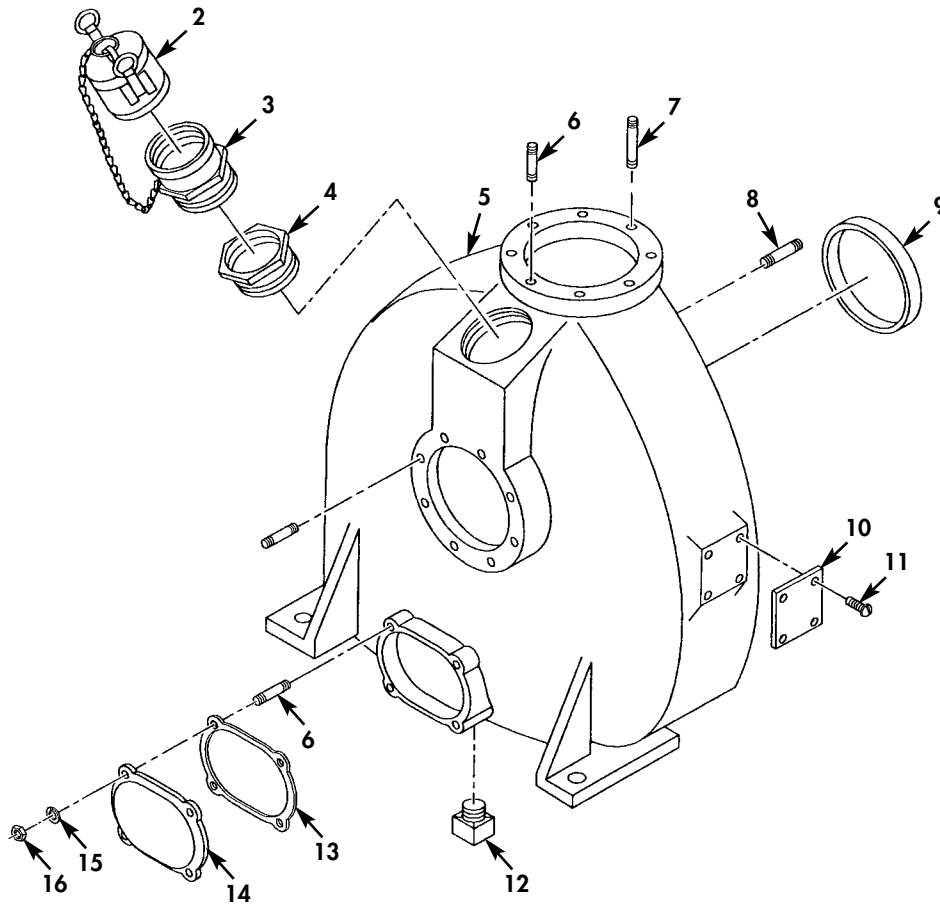


Figure 7. Centrifugal Pump (Sheet 1 of 5).

FUEL PUMPING ASSEMBLY
 REPAIR PARTS AND SPECIAL TOOLS LIST
 UNIT, DIRECT SUPPORT AND GENERAL SUPPORT MAINTENANCE
 350 GALLONS PER MINUTE (GPM),
 275 FOOT HEAD NSN 4320-01-524-4467

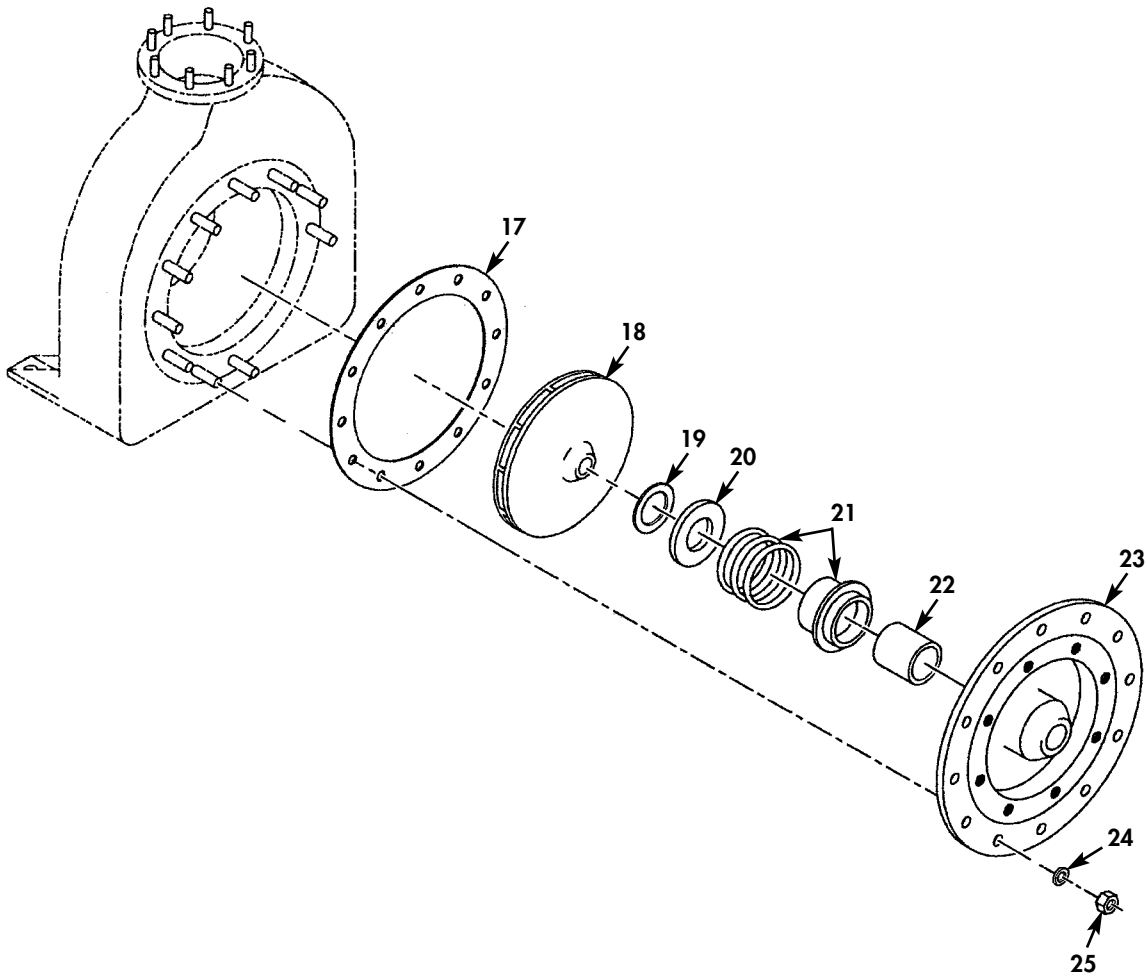


Figure 7. Centrifugal Pump (Sheet 2 of 5).

FUEL PUMPING ASSEMBLY
 REPAIR PARTS AND SPECIAL TOOLS LIST
 UNIT, DIRECT SUPPORT AND GENERAL SUPPORT MAINTENANCE
 350 GALLONS PER MINUTE (GPM),
 275 FOOT HEAD NSN 4320-01-524-4467

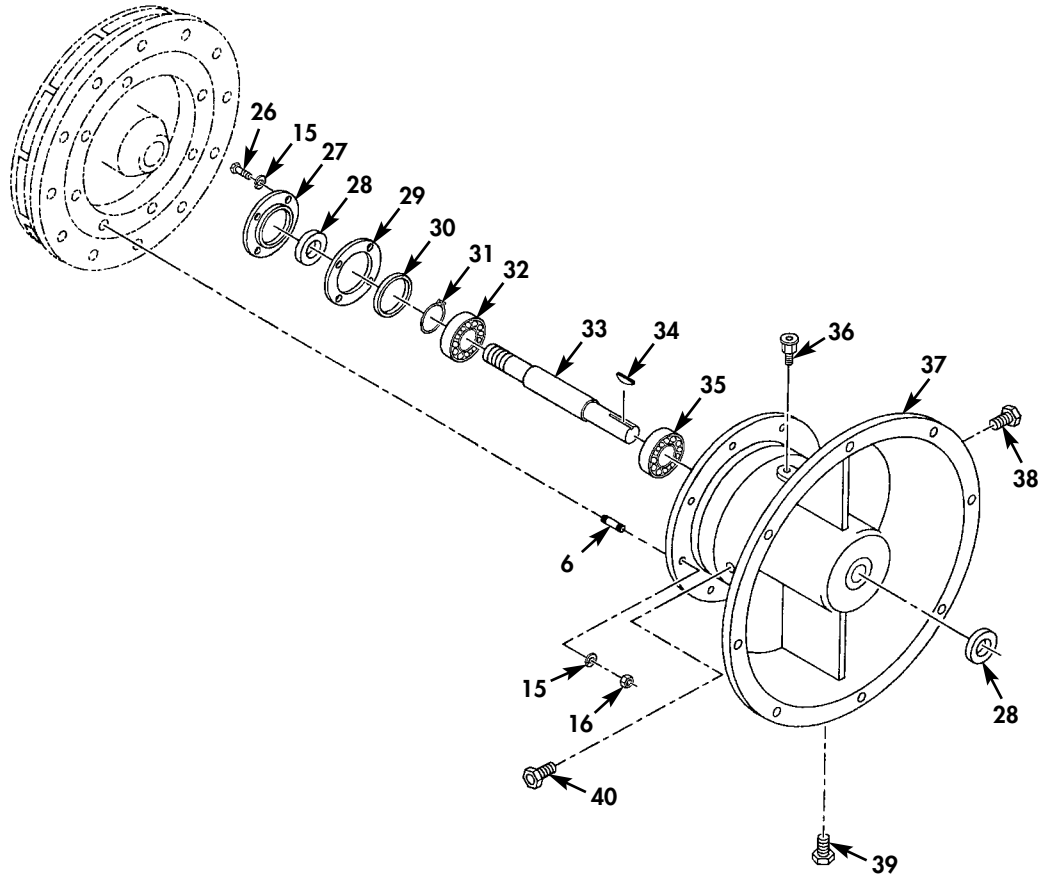


Figure 7. Centrifugal Pump (Sheet 3 of 5).

FUEL PUMPING ASSEMBLY
 REPAIR PARTS AND SPECIAL TOOLS LIST
 UNIT, DIRECT SUPPORT AND GENERAL SUPPORT MAINTENANCE
 350 GALLONS PER MINUTE (GPM),
 275 FOOT HEAD NSN 4320-01-524-4467

44 — 45
thru
53

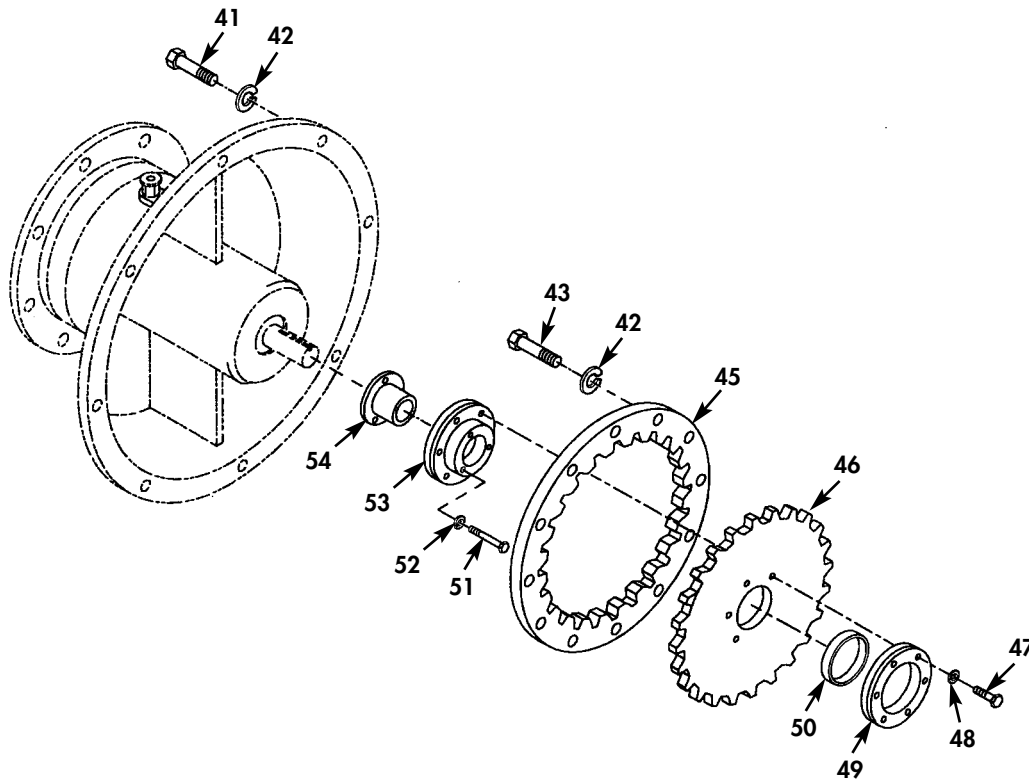


Figure 7. Centrifugal Pump (Sheet 4 of 5).

FUEL PUMPING ASSEMBLY
REPAIR PARTS AND SPECIAL TOOLS LIST
UNIT, DIRECT SUPPORT AND GENERAL SUPPORT MAINTENANCE
350 GALLONS PER MINUTE (GPM),
275 FOOT HEAD NSN 4320-01-524-4467

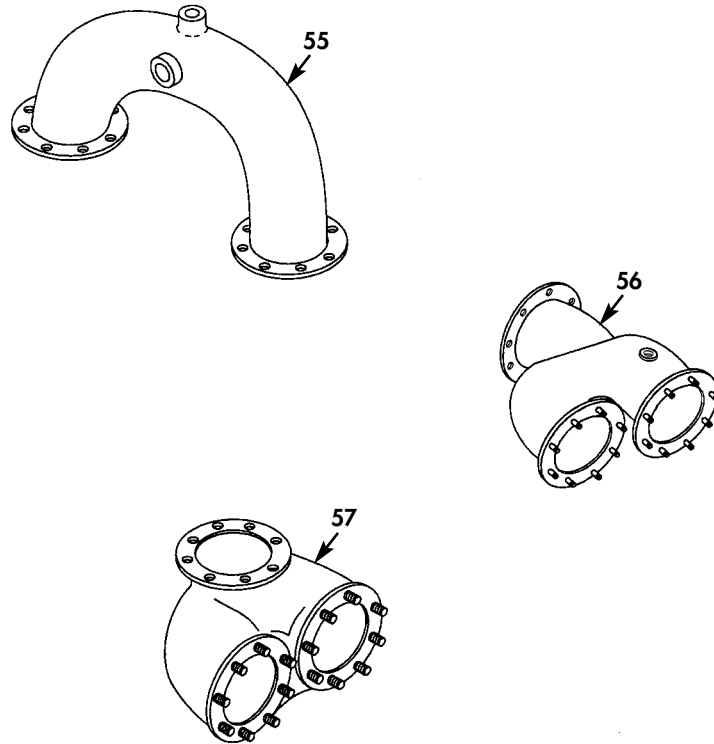


Figure 7. Centrifugal Pump (Sheet 5 of 5).

(1) ITEM NO	(2) SMR CODE	(3) NSN	(4) CAGEC	(5) PART NUMBER	(6) DESCRIPTION AND USABLE ON CODES (UOC)	(7) QTY
GROUP 0003 PUMPING ASSEMBLY ENGINE						
FIG. 7 CENTRIFUGAL PUMP						
1	PAFHH	4320015247579	1CC55	04A13-(4/10)	PUMP, ROTARY.....	1
2	PAHZA	5340015333404	1CC55	26531-088	.CAP, PROTECTIVE, DUST.....	1
3	PAHZZ	4730015334798	1CC55	26531-455	.ADAPTER BUSHING.....	1
4	PAHZZ	4820015360849	1CC55	26641-208	.VALVE, CHECK.....	1
5	PBHZZ	4320015489500	25567	38222-531	.HOUSING, LIQUID PUMP.....	1
6	PAHZZ	5307015494029	25567	C0606-1/2	.STUD, PLAIN.....	25
7	PAHZA	5307015333322	1CC55	C0607	.STUD, PLAIN.....	3
8	PAHZZ	5307009854918	25567	C0808	.STUD, PLAIN.....	12
9	PAHZZ	4320007682904	25567	3765A	.RING, WEARING.....	1
10	PAHZZ	5340015333344	1CC55	38818-020	.PLATE, MOUNTING.....	1
11	PAHZZ	5305015332055	1CC55	BM#04-03	.SCREW, MACHINE.....	4
12	PAHZZ	4730015340872	1CC55	46381-008	.PLUG, PIPE.....	1
13	PAHZZ	5330000632437	25567	4635GA	.GASKET.....	1
14	PAHZZ	4320015360845	1CC55	4635	.VALVE PLATE, HYDRAUL.....	1
15	PAHZZ	5310015334987	1CC55	J06	.WASHER, LOCK.....	16
16	PAHZZ	5310007259479	25567	D06	.NUT, PLAIN, HEXAGON.....	12
17	PAHZZ	5330012086150	25567	3768-GA19140	.GASKET.....	1
18	PAHZZ	2910015360848	1CC55	3762ED	.IMPELLER, PUMP, CENTR.....	1
19	PAHZZ	5310004963676	25567	37J	.WASHER, FLAT.....	1
20	PAHZZ	5310015028763	25567	31512-024 17060	.WASHER, SPRING TENSI.....	1
21	PAHZZ	5330010782005	25567	25271-207	.SEAL.....	1
22	PAHZZ	3120015334802	27393	31414-074	.BEARING BLANK, SLEEV.....	1
23	PAHZZ	5340015332143	1CC55	38272-522	.PLATE, RETAINING, SEA.....	1
24	PAHZZ	5310004705974	25567	J0815991	.WASHER, LOCK.....	12

(1) ITEM NO	(2) SMR CODE	(3) NSN	(4) CAGEC	(5) PART NUMBER	(6) DESCRIPTION AND USABLE ON CODES (UOC)	(7) QTY
25	PAHZZ	5310015131029	25567	D08	.NUT, PLAIN, HEXAGON.....	12
26	PAHZZ	5305002693211	25567	B-0604	.SCREW, CAP, HEXAGON H.....	4
27	PAHZZ	3130013172625	25567	38322-214 10010	.CAP, PILLOW BLOCK.....	1
28	PAHZZ	5330010609610	25567	25227-689	.SEAL, PLAIN ENCASED.....	2
29	PAHZZ	5330010609614	25567	38683-207	.GASKET.....	1
30	PAHZZ	5365011377682	25567	8543 15990	.SHIM.....	1
31	PAHZZ	5325015028762	25567	S244	.RING, RETAINING.....	1
32	PAHZZ	3130015333226	1CC55	23412-013	.BEARING UNIT, BALL.....	1
33	PAHZZ	3040015360854	1CC55	38514-546	.SHAFT, STRAIGHT.....	1
34	PAHZZ	5315015332469	1CC55	N0609	.KEY, WOODRUFF.....	1
35	PAHZZ	3110011880733	25567	S01080	.BALL, BEARING.....	1
36	PAHZZ	5340015028758	25567	S1703	.PLUG, VENT.....	1
37	PAHZZ	5340015332951	25567	38263-609 10010	.BRACKET, MOUNTING.....	1
38	PAHZZ	4730000103867	81348	WW-P-471AASBUC	.PLUG, PIPE.....	1
39	PAHZZ	4730015339948	1CC55	46381-007	.PLUG, PIPE.....	1
40	PAHZZ	5210015360853	1CC55	26714-011	.SIGHT GAUGE.....	1
41	PAFZZ	5305015339945	1CC55	22645-164	.SCREW, CAP, HEXAGON H.....	12
42	PAFZZ	5310015332084	1CC55	21171-511	.WASHER, LOCK.....	20
43	PAFZZ	5305015338693	1CC55	22645-558	.SCREW, CAP, HEXAGON H.....	8
44	PAHHZ	3010015337689	25567	24391-101	.COUPLING HALF, SHAFT.....	1
45	PAHZZ	5365015495606	25567	24391-002	..RING, CONNECTING, ROU.....	1
46	PAHZZ	3010015489543	25567	24391-003	..SLEEVE, COUPLING, FLE.....	1
47	PAHZZ	5305015335619	1CC55	24391-011	..SCREW, CAP, HEXAGON H.....	6
48	PAHZZ	5310015494033	25567	24391-010	..WASHER, LOCK.....	6
49	PAHZZ	5365015335280	1CC55	24391-012	..SPACER, RING.....	1
50	PAHZZ	5365015333402	1CC55	24391-004	..SPACER, RING.....	1

(1) ITEM NO	(2) SMR CODE	(3) NSN	(4) CAGEC	(5) PART NUMBER	(6) DESCRIPTION AND USABLE ON CODES (UOC)	(7) QTY
51	PAHZZ	5305015334796	1CC55	24391-008	.. SCREW, CAP, HEXAGON H.....	3
52	PAHZZ	5310015497121	25567	24391-009	.. WASHER, LOCK.....	3
53	PAHZZ	4320015488381	25567	24391-005	.. HOUSING SECTION, LIQ.....	1
54	PAHZZ	5365015332146	1CC55	24131-115	. BUSHING, NONMETALLIC.....	1
55	PAFZZ	4730015490858	25567	46441-003	. MANIFOLD, FUELING.....	1
56	PAFZZ	4820015491510	25567	46441-004	. VALVE ASSEMBLY, MANI.....	1
57	PAFZZ	4730015491515	25567	46441-005	. MANIFOLD, FUELING.....	1

END OF FIGURE

FIELD REPAIR PARTS AND SPECIAL TOOLS LIST (RPSTL)

FUEL PUMPING ASSEMBLY
REPAIR PARTS AND SPECIAL TOOLS LIST
UNIT, DIRECT SUPPORT AND GENERAL SUPPORT MAINTENANCE
350 GALLONS PER MINUTE (GPM),
275 FOOT HEAD NSN 4320-01-524-4467

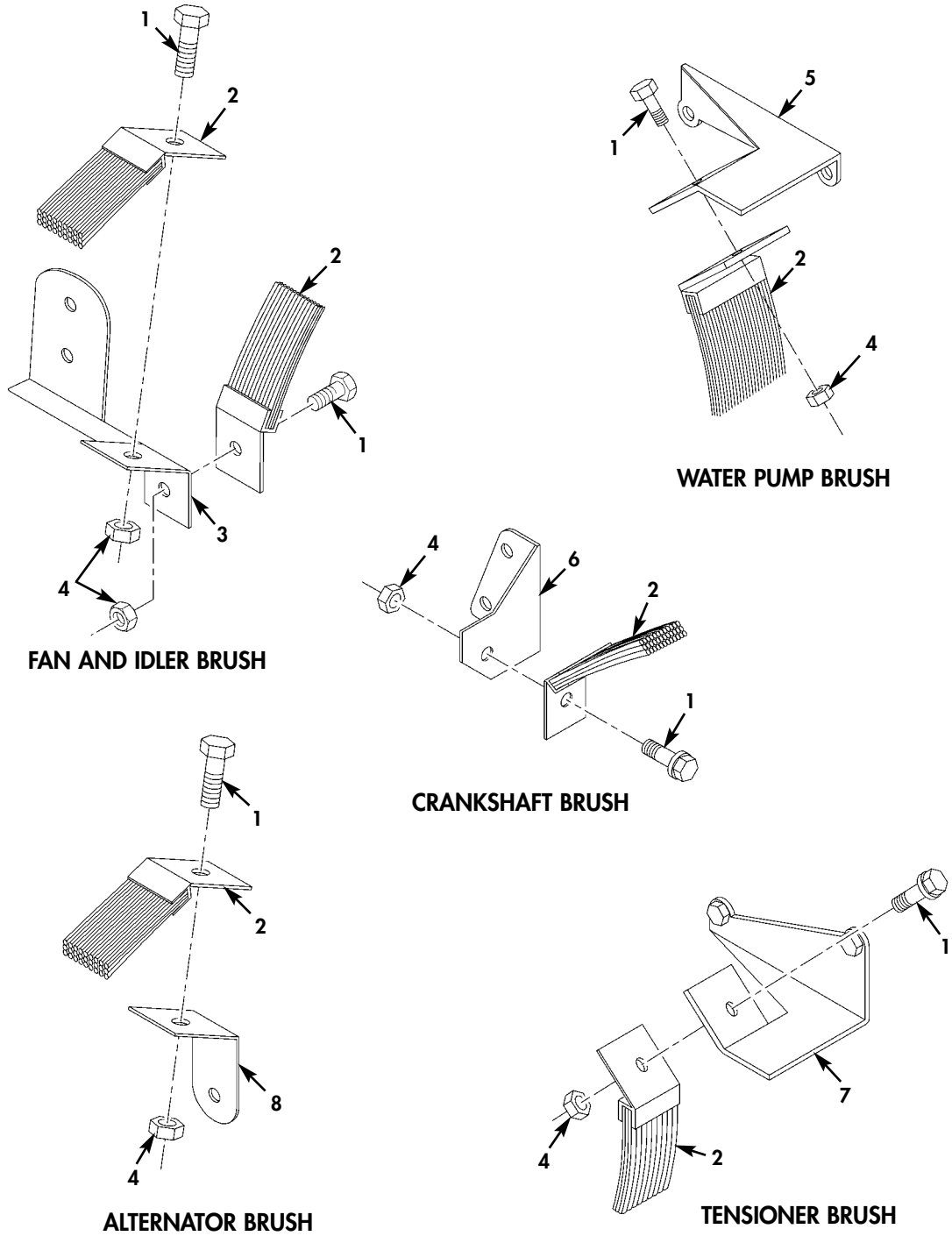


Figure 8. Electro-Magnetic Interference Group.

(1) ITEM NO	(2) SMR CODE	(3) NSN	(4) CAGEC	(5) PART NUMBER	(6) DESCRIPTION AND USABLE ON CODES (UOC)	(7) QTY
GROUP 0003 PUMPING ASSEMBLY ENGINE						
FIG. 8 ELECTRO-MAGNETIC INTERFERENCE GROUP						
1	PAOZZ	5305015495985	3H244	ABN040050	SCREW,CAP,HEXAGON H.....	6
2	PAOZZ	5977015487373	3H244	BRUSHCK24	BRUSH,ELECTRICAL CO.....	6
3	PAOZZ	5977015486143	3H244	FHOLDERCK24	HOLDER,ELECTRICAL C.....	1
4	PAOZZ	5310015492499	3H244	ABNN04	NUT,SELF-LOCKING,HE.....	6
5	PAOZZ	5977015487386	3H244	WPCK24	HOLDER,ELECTRICAL C.....	1
6	PAOZZ	5977015492706	3H244	CSCK24	HOLDER,ELECTRICAL C.....	1
7	PAOZZ	5977015486955	3H244	THOLDERCK24	HOLDER,ELECTRICAL C.....	1
8	PAOZZ	5977015496124	3H244	ALTCK24	HOLDER,ELECTRICAL C.....	1

END OF FIGURE

FIELD REPAIR PARTS AND SPECIAL TOOLS LIST (RPSTL)

FUEL PUMPING ASSEMBLY
 REPAIR PARTS AND SPECIAL TOOLS LIST
 UNIT, DIRECT SUPPORT AND GENERAL SUPPORT MAINTENANCE
 350 GALLONS PER MINUTE (GPM),
 275 FOOT HEAD NSN 4320-01-524-4467

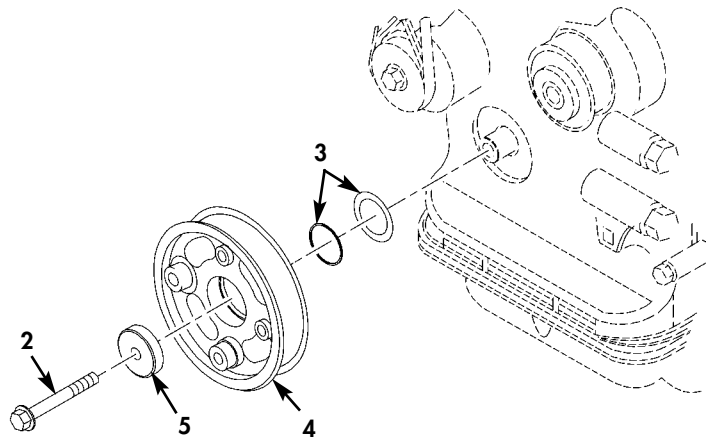
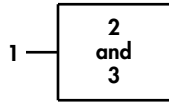


Figure 9. Crankshaft Pulley.

(1) ITEM NO	(2) SMR CODE	(3) NSN	(4) CAGEC	(5) PART NUMBER	(6) DESCRIPTION AND USABLE ON CODES (UOC)	(7) QTY
-------------------	--------------------	------------	--------------	-----------------------	--	------------

GROUP 0003 PUMPING ASSEMBLY ENGINE

FIG. 9 CRANKSHAFT PULLEY

1	PAFFZ		3H244	RE520625	PARTS KIT,SEAL REPL.....	1
2	PAFZZ	5305015498996	3H244	R504680	.SCREW,CAP,HEXAGON H.....	1
3	PAFZZ	5331015499001	3H244	T143324	.O-RING.....	1
4	PAFZZ	3020015489359	3H244	RE520244	PULLEY,GROOVE.....	1
5	PAFZZ	5310015493969	3H244	R502885	WASHER,FLAT.....	1

END OF FIGURE

FIELD REPAIR PARTS AND SPECIAL TOOLS LIST (RPSTL)

FUEL PUMPING ASSEMBLY
 REPAIR PARTS AND SPECIAL TOOLS LIST
 UNIT, DIRECT SUPPORT AND GENERAL SUPPORT MAINTENANCE
 350 GALLONS PER MINUTE (GPM),
 275 FOOT HEAD NSN 4320-01-524-4467

3 — 4
 and
 5

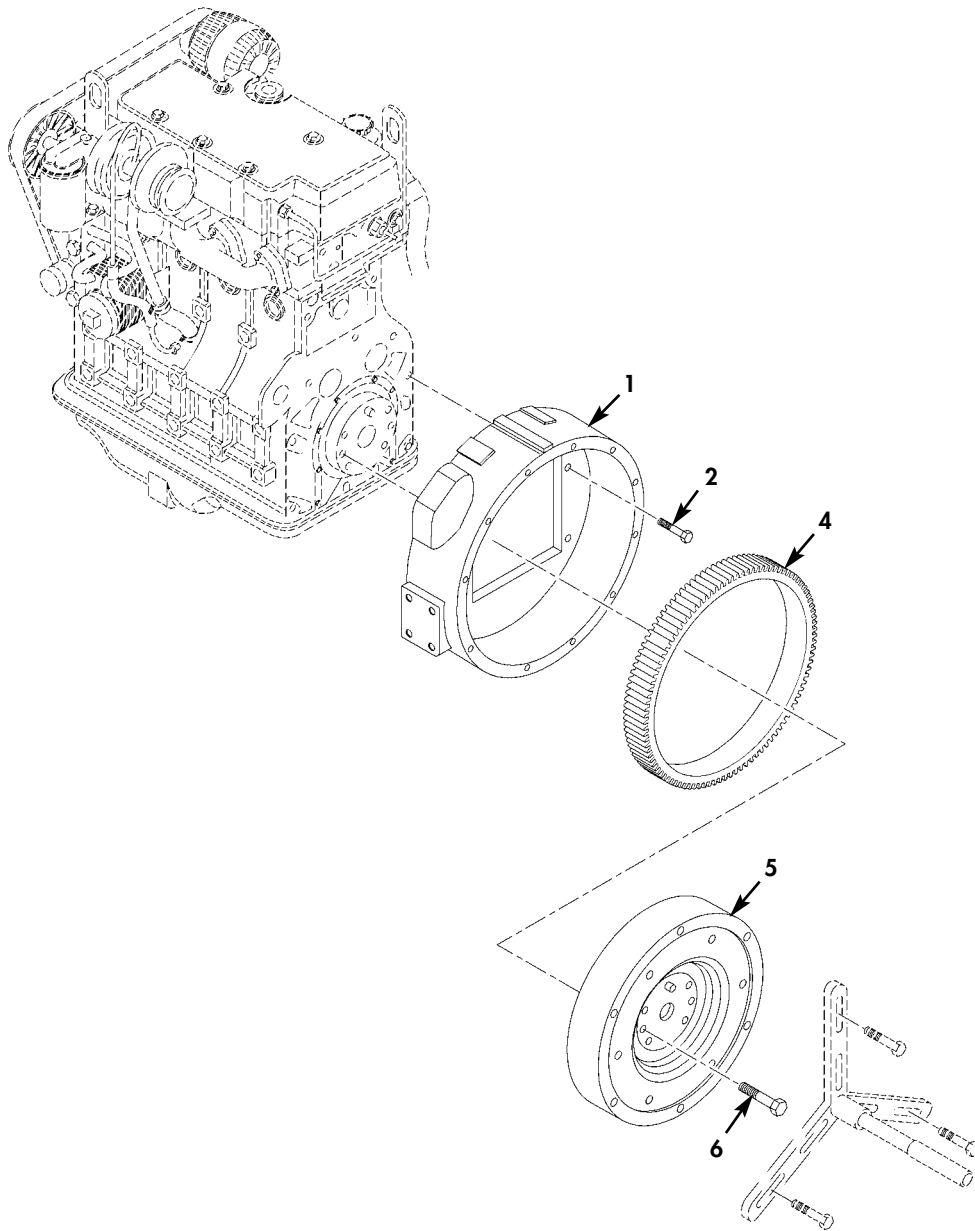


Figure 10. Flywheel and Flywheel Housing.

(1) ITEM NO	(2) SMR CODE	(3) NSN	(4) CAGEC	(5) PART NUMBER	(6) DESCRIPTION AND USABLE ON CODES (UOC)	(7) QTY
GROUP 0003 PUMPING ASSEMBLY ENGINE						
FIG. 10 FLYWHEEL AND FLYWHEEL HOUSING						
1	PBFZZ	2815015483688	3H244	R519615	HOUSING, FLYWHEEL.....	1
2	PAFZZ	5306014701959	66836	19M7788	BOLT, MACHINE.....	6
3	PAFFZ		3H244	RE519734	FLYWHEEL, MOTOR.....	1
4	PAFZZ	3020015489365	3H244	R505120	.GEAR, INTERNAL.....	1
5	XAFZZ		3H244	R517487	.FLYWHEEL.....	1
6	PAFZZ	5305015493971	3H244	RE515576	SCREW, CAP, HEXAGON H.....	6

END OF FIGURE

FUEL PUMPING ASSEMBLY
 REPAIR PARTS AND SPECIAL TOOLS LIST
 UNIT, DIRECT SUPPORT AND GENERAL SUPPORT MAINTENANCE
 350 GALLONS PER MINUTE (GPM),
 275 FOOT HEAD NSN 4320-01-524-4467

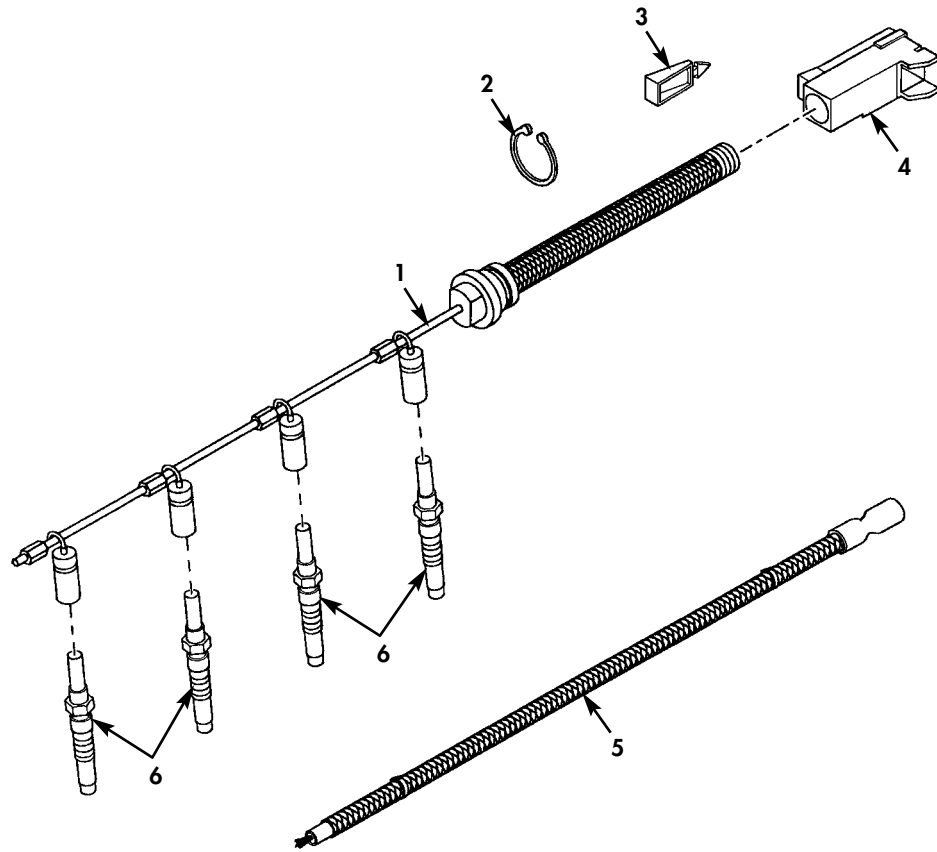


Figure 11. Cold - Starting Aids (Sheet 1 of 2).

FUEL PUMPING ASSEMBLY
 REPAIR PARTS AND SPECIAL TOOLS LIST
 UNIT, DIRECT SUPPORT AND GENERAL SUPPORT MAINTENANCE
 350 GALLONS PER MINUTE (GPM),
 275 FOOT HEAD NSN 4320-01-524-4467

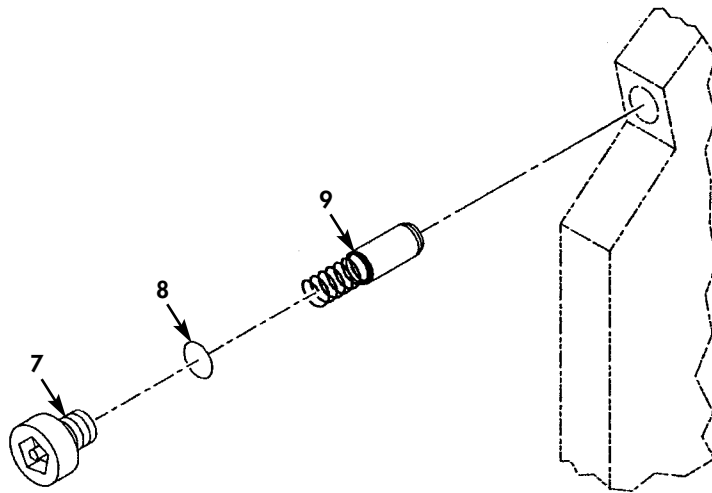
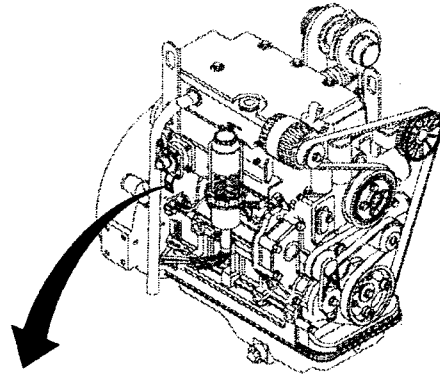


Figure 11. Cold – Starting Aids (Sheet 2 of 2).

(1) ITEM NO	(2) SMR CODE	(3) NSN	(4) CAGEC	(5) PART NUMBER	(6) DESCRIPTION AND USABLE ON CODES (UOC)	(7) QTY
GROUP 0003 PUMPING ASSEMBLY ENGINE						
FIG. 11 COLD-STARTING AIDS						
1	PAFZZ	6150015491305	3H244	RE521504	WIRING HARNESS.....	1
2	PAFZZ	5325015496380	3H244	40M1823	RING,RETAINING.....	1
3	PAFZZ		3H244	R520298	LOCK,DRIVESHAFT,DIF.....	1
4	PAFZZ	5935015486179	3H244	R519641	CONNECTOR,RECEPTACL.....	1
5	MFFZZ		90598	78181-11	WIRE ASSEMBLY CUT 70 INCHES OF WIRE (CAGE81343 P/N MS00759/16-8-9)AND ATTACH BUTT SPLICE (CAGE 81242 P/N M7928/5-5) BRAIDWIRE (CAGE 16428 P/N 8663)AND STRAP TIEDOWN (CAGE 96906P/N MS3367-1-0) TO PROPER LOCATIONS.....	1
6	PAFZZ	2920015550298	3H244	RE522425	GLOW PLUG.....	4
7	PAFZZ	5340015493988	3H244	RE519621	BUTTON PLUG.....	1
8	PAFZZ	5331015100076	1J955	51M7045	O-RING.....	1
9	PAFZZ	5930015486962	3H244	RE522590	SWITCH,THERMOSTATIC.....	1

END OF FIGURE

FIELD REPAIR PARTS AND SPECIAL TOOLS LIST (RPSTL)

FUEL PUMPING ASSEMBLY
 REPAIR PARTS AND SPECIAL TOOLS LIST
 UNIT, DIRECT SUPPORT AND GENERAL SUPPORT MAINTENANCE
 350 GALLONS PER MINUTE (GPM),
 275 FOOT HEAD NSN 4320-01-524-4467

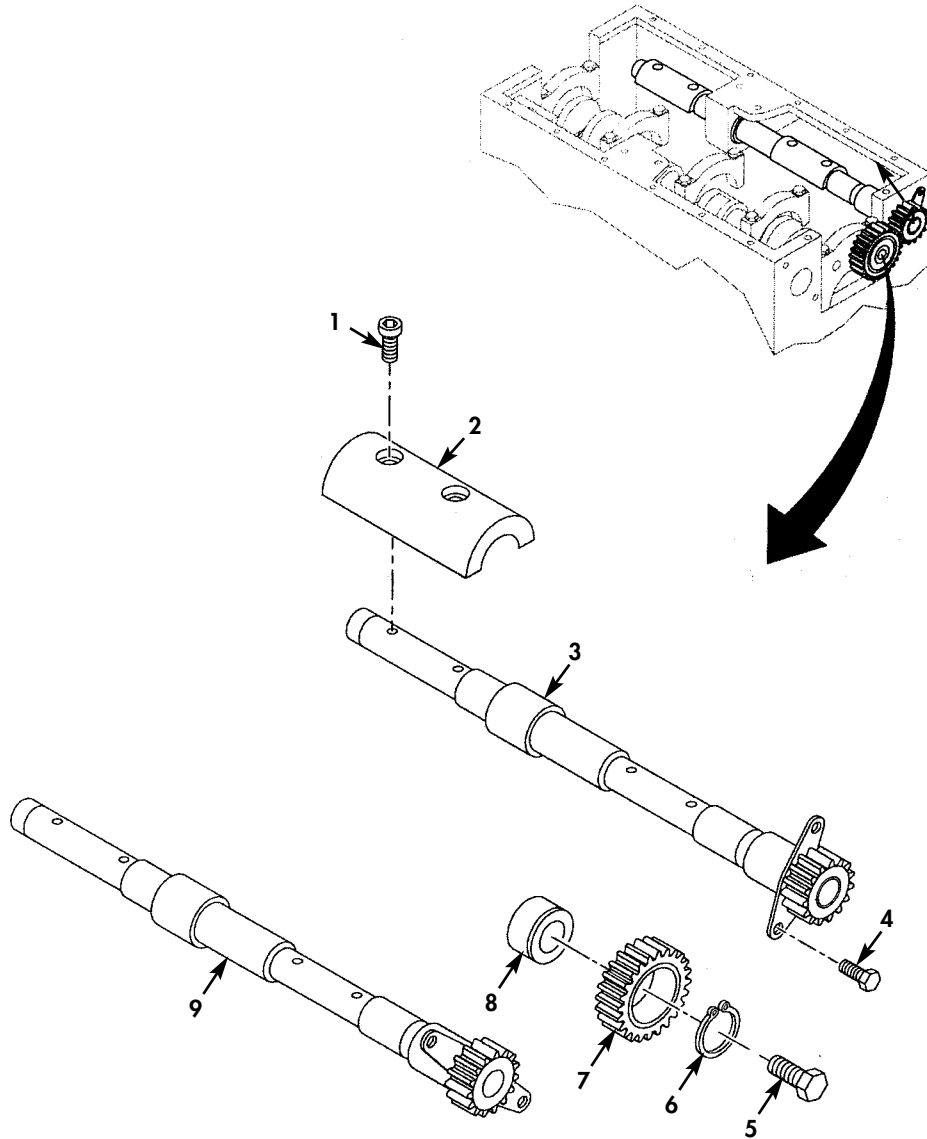


Figure 12. Balancer Shafts.

(1) ITEM NO	(2) SMR CODE	(3) NSN	(4) CAGEC	(5) PART NUMBER	(6) DESCRIPTION AND USABLE ON CODES (UOC)	(7) QTY
GROUP 0003 PUMPING ASSEMBLY ENGINE						
FIG. 12 BALANCER SHAFTS						
1	PAHZZ	5306014753599	1J955	19M8439	BOLT, INTERNAL WRENC.....	8
2	PAHZZ	3040015492418	3H244	R505599	WEIGHT, COUNTERBALAN.....	4
3	PAHZZ	3040015485538	3H244	RE509565	SHAFT ASSEMBLY, SHOU.....	1
4	PAHZZ	5306013264912	75755	19M7775	BOLT, MACHINE.....	4
5	PAHZZ	5305015494003	3H244	RE515417	SCREW, CAP, HEXAGON H.....	2
6	PAHZZ	5325015496384	3H244	40M7013	RING, RETAINING.....	2
7	PAHZZ	3020015487281	3H244	RE505464	GEAR, SPUR.....	2
8	PAHZZ	3040015485531	3H244	R505561	SHAFT ASSEMBLY, SHOU.....	2
9	PAHZZ	3040015490006	3H244	RE509564	SHAFT, SHOULDERED.....	1

END OF FIGURE

FIELD REPAIR PARTS AND SPECIAL TOOLS LIST (RPSTL)

FUEL PUMPING ASSEMBLY
 REPAIR PARTS AND SPECIAL TOOLS LIST
 UNIT, DIRECT SUPPORT AND GENERAL SUPPORT MAINTENANCE
 350 GALLONS PER MINUTE (GPM),
 275 FOOT HEAD NSN 4320-01-524-4467

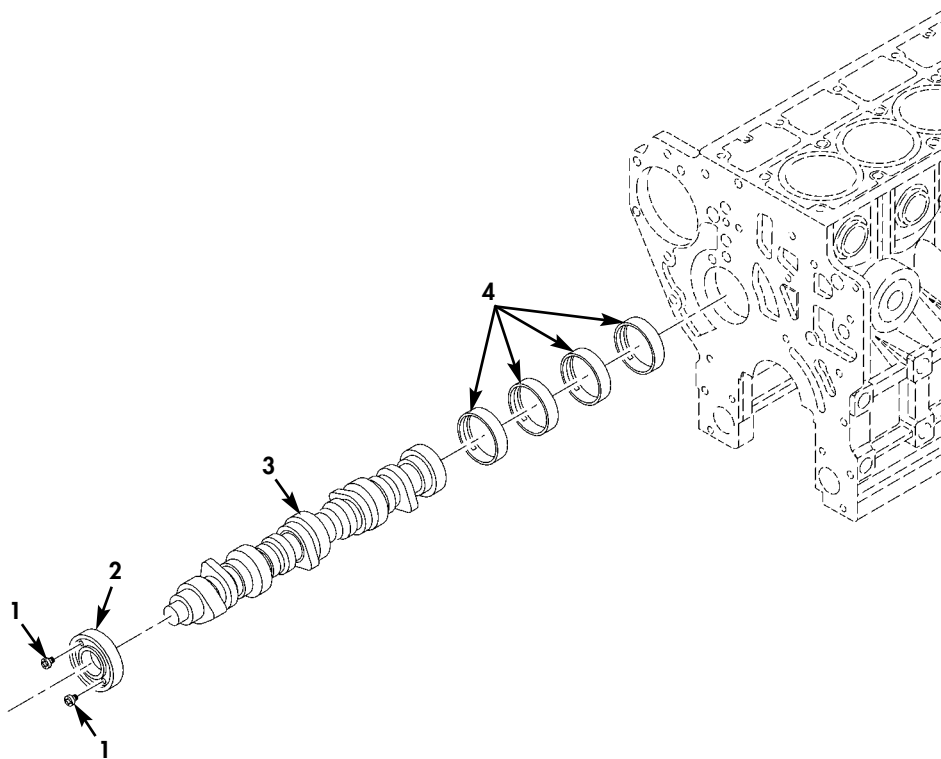


Figure 13. Camshaft.

(1) ITEM NO	(2) SMR CODE	(3) NSN	(4) CAGEC	(5) PART NUMBER	(6) DESCRIPTION AND USABLE ON CODES (UOC)	(7) QTY
GROUP 0003 PUMPING ASSEMBLY ENGINE						
FIG. 13 CAMSHAFT						
1	PAHZZ	5305015489703	3H244	L157372	SCREW,CAP,HEXAGON H.....	2
2	PAHZZ	3110015495628	3H244	RE518215	BEARING,BALL,ANNULA.....	1
3	PAHZZ	2815015485660	3H244	R516873	CAMSHAFT,ENGINE.....	1
4	PAHZZ	3120015489692	3H244	R504808	BUSHING,SLEEVE.....	4

END OF FIGURE

FIELD REPAIR PARTS AND SPECIAL TOOLS LIST (RPSTL)

FUEL PUMPING ASSEMBLY
 REPAIR PARTS AND SPECIAL TOOLS LIST
 UNIT, DIRECT SUPPORT AND GENERAL SUPPORT MAINTENANCE
 350 GALLONS PER MINUTE (GPM),
 275 FOOT HEAD NSN 4320-01-524-4467

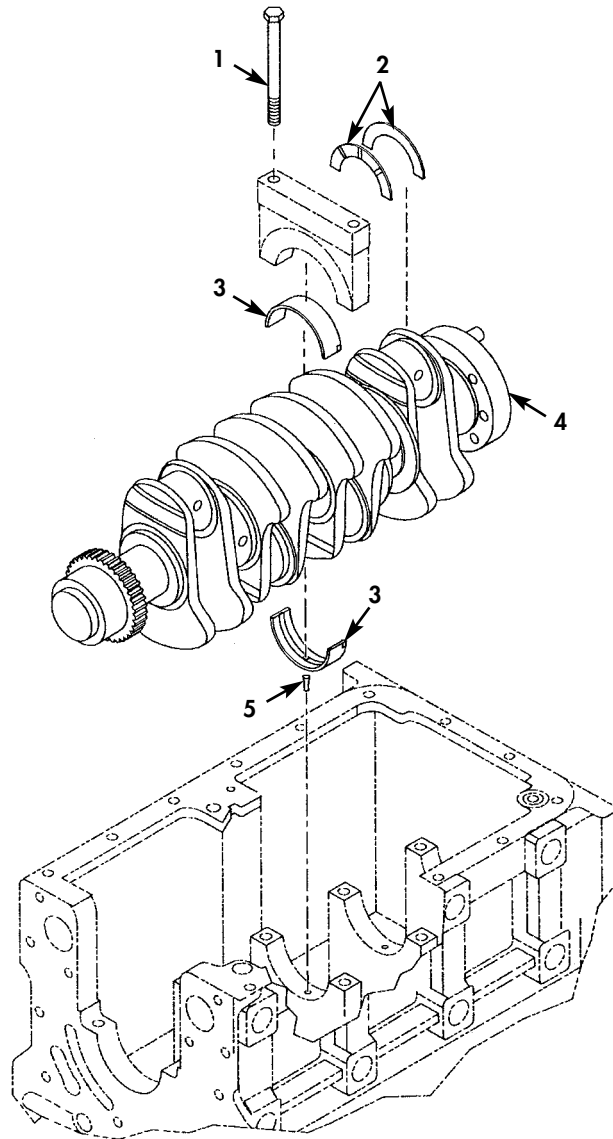


Figure 14. Crankshaft.

(1) ITEM NO	(2) SMR CODE	(3) NSN	(4) CAGEC	(5) PART NUMBER	(6) DESCRIPTION AND USABLE ON CODES (UOC)	(7) QTY
GROUP 0003 PUMPING ASSEMBLY ENGINE						
FIG. 14 CRANKSHAFT						
1	XDHZZ		3H244	R515003	SCREW.....	10
2	PAHZZ	3120015495620	3H244	R502796	BEARING, WASHER, THUR.....	2
3	PAHZZ	3120015491770	3H244	RE520626	BEARING SET, SLEEVE NOMINAL SIZE.....	V
3	PAHZZ	3120015495187	3H244	RE524569	BEARING SET, SLEEVE 0.25 UNDERSIZED..	V
4	PAHZZ	2815015485670	3H244	RE504879	CRANKSHAFT, ENGINE.....	1
5	XDHZZ		3H244	R505135	ORIFICE.....	4

END OF FIGURE

FIELD REPAIR PARTS AND SPECIAL TOOLS LIST (RPSTL)

FUEL PUMPING ASSEMBLY
 REPAIR PARTS AND SPECIAL TOOLS LIST
 UNIT, DIRECT SUPPORT AND GENERAL SUPPORT MAINTENANCE
 350 GALLONS PER MINUTE (GPM),
 275 FOOT HEAD NSN 4320-01-524-4467

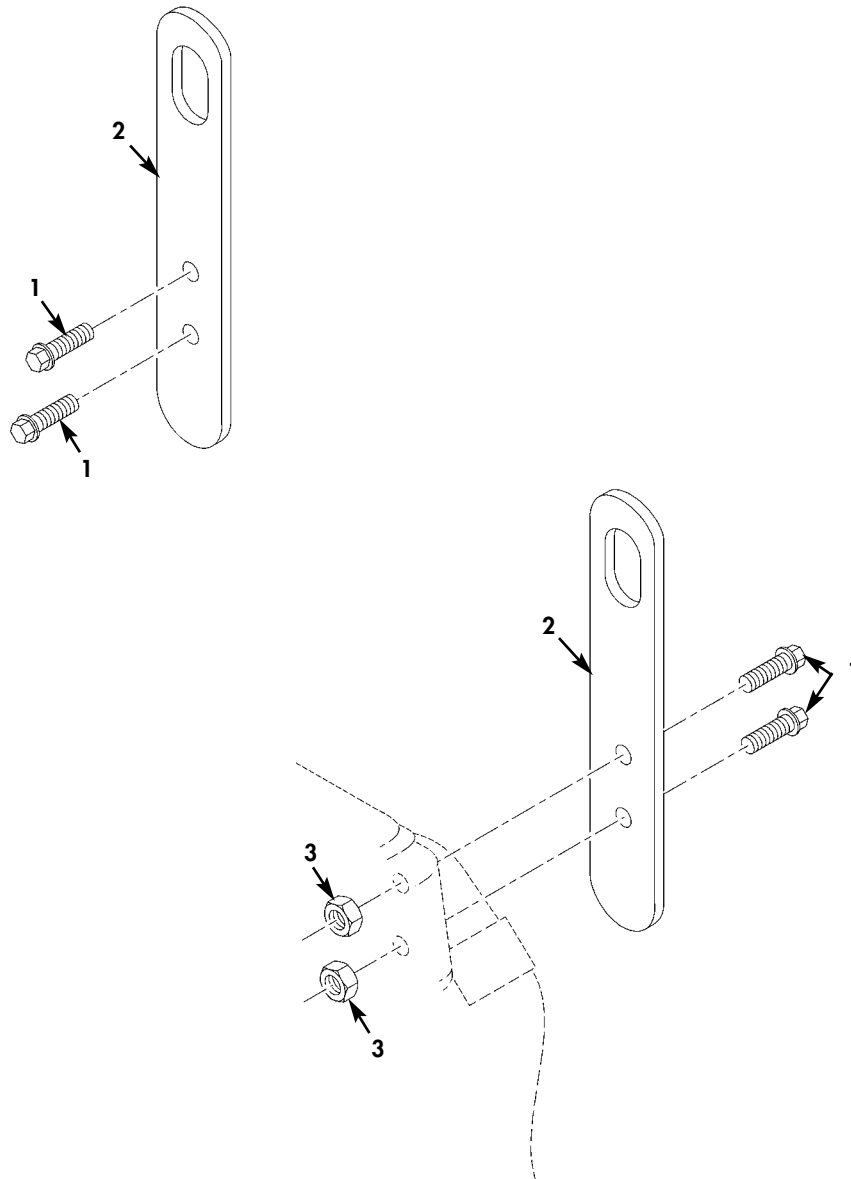


Figure 15. Engine Lifting Brackets.

(1) ITEM NO	(2) SMR CODE	(3) NSN	(4) CAGEC	(5) PART NUMBER	(6) DESCRIPTION AND USABLE ON CODES (UOC)	(7) QTY
GROUP 0003 PUMPING ASSEMBLY ENGINE						
FIG. 15 ENGINE LIFTING BRACKETS						
1	PAOZZ	5306014705111	66836	19M7868	BOLT, MACHINE.....	4
2	PAOZZ	5340015498664	3H244	R503788	BRACKET, MOUNTING.....	2
3	PAOZZ	5310013317601	75755	14M7298	NUT, SELF-LOCKING, EX.....	2

END OF FIGURE

FIELD REPAIR PARTS AND SPECIAL TOOLS LIST (RPSTL)

FUEL PUMPING ASSEMBLY
 REPAIR PARTS AND SPECIAL TOOLS LIST
 UNIT, DIRECT SUPPORT AND GENERAL SUPPORT MAINTENANCE
 350 GALLONS PER MINUTE (GPM),
 275 FOOT HEAD NSN 4320-01-524-4467

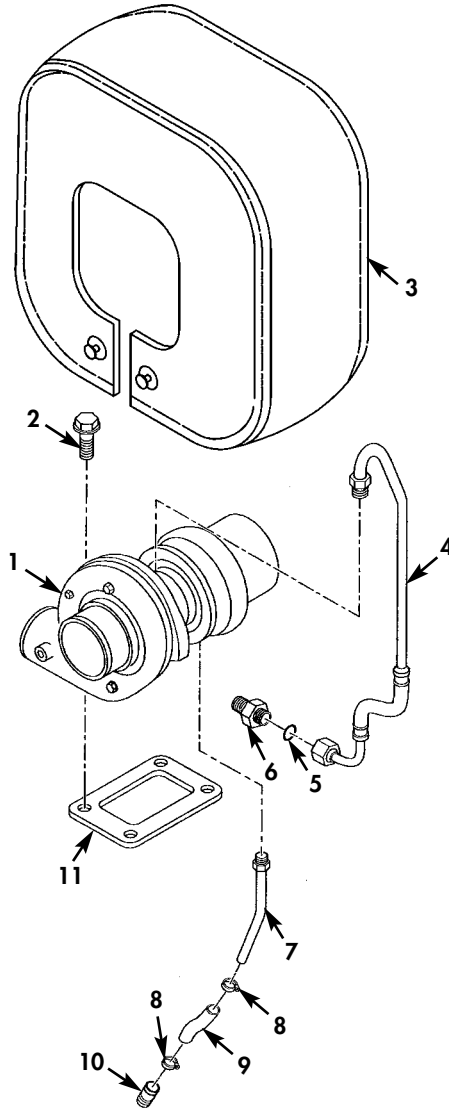


Figure 16. Turbocharger.

(1) ITEM NO	(2) SMR CODE	(3) NSN	(4) CAGEC	(5) PART NUMBER	(6) DESCRIPTION AND USABLE ON CODES (UOC)	(7) QTY
GROUP 0003 PUMPING ASSEMBLY ENGINE						
FIG. 16 TURBOCHARGER						
1	PBFZZ		3H244	RE519530	TURBOCHARGER, ENGINE.....	1
2	PAFZZ	5305015489429	3H244	R516662	SCREW, CAP, HEXAGON H.....	4
3	PAOZZ		3H244	FJ231 TURBO	TURBO WRAP.....	1
4	PBFZZ	4720015491505	3H244	RE523594	HOSE, NONMETALLIC.....	1
5	PAFZZ	5331014289233	75160	T77814	O-RING.....	1
6	PAFZZ	4730015493461	3H244	T80937	ADAPTER, STRAIGHT, PI.....	1
7	PBFZZ	4710015497622	3H244	RE523946	PIPE, BENT, METALLIC	1
8	PAFZZ	4730015248460	75160	TY22465	CLAMP, HOSE.....	2
9	PBFZZ	4720015489881	3H244	R518865	HOSE, NONMETALLIC.....	1
10	PAFZZ	4730015491509	3H244	R515287	ADAPTER, STRAIGHT, PI.....	1
11	PAFZZ	5330015495216	3H244	R515197	GASKET.....	1

END OF FIGURE

FIELD REPAIR PARTS AND SPECIAL TOOLS LIST (RPSTL)

FUEL PUMPING ASSEMBLY
 REPAIR PARTS AND SPECIAL TOOLS LIST
 UNIT, DIRECT SUPPORT AND GENERAL SUPPORT MAINTENANCE
 350 GALLONS PER MINUTE (GPM),
 275 FOOT HEAD NSN 4320-01-524-4467

4 — 5
 thru
 7

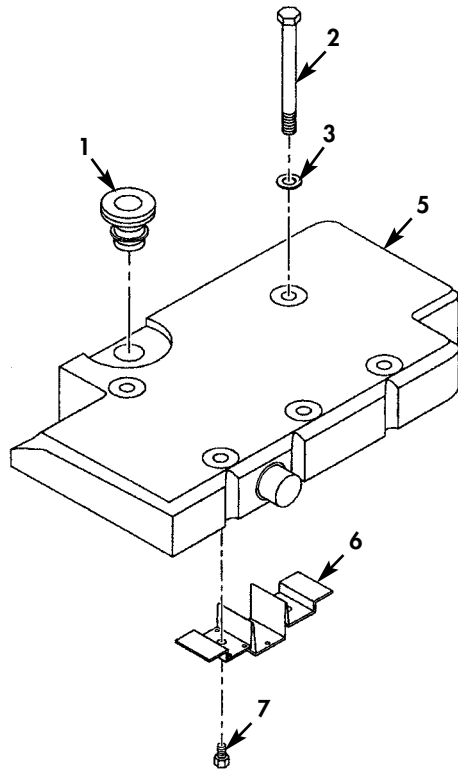
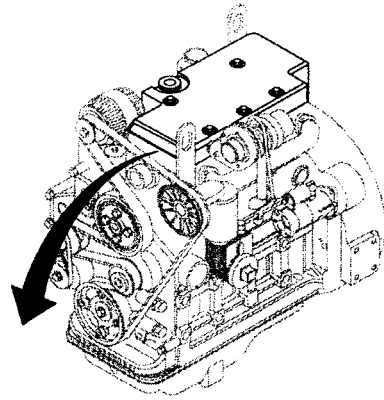


Figure 17. Rocker Arm Cover Assembly.

(1) ITEM NO	(2) SMR CODE	(3) NSN	(4) CAGEC	(5) PART NUMBER	(6) DESCRIPTION AND USABLE ON CODES (UOC)	(7) QTY
GROUP 0003 ENGINE ROCKER ARM COVER						
FIG. 17 ROCKER ARM COVER ASSEMBLY						
1	PAOZZ	2590015537036	75755	R515057	CAP, FILLER OPENING.....	1
2	PAFZZ	5305015493961	3H244	RE517080	SCREW, CAP, HEXAGON H.....	5
3	PAFZZ	5330010367333	75160	R26287	PACKING, PREFORMED.....	5
4	PAFFZ	4810015537030	75755	RE509946	COVER, PLATE, VALVE.....	1
5	XAFZZ		3H244	RE509946-NHA	.VALVE COVER BASIC.....	1
6	PAFZZ	5340015489420	3H244	R504876	.MOUNT, RESILIENT, GEN.....	1
7	PAFZZ	5305015498324	3H244	37M7089	.SCREW, CAP, HEXAGON H.....	2

END OF FIGURE

FIELD REPAIR PARTS AND SPECIAL TOOLS LIST (RPSTL)

FUEL PUMPING ASSEMBLY
REPAIR PARTS AND SPECIAL TOOLS LIST
UNIT, DIRECT SUPPORT AND GENERAL SUPPORT MAINTENANCE
350 GALLONS PER MINUTE (GPM),
275 FOOT HEAD NSN 4320-01-524-4467

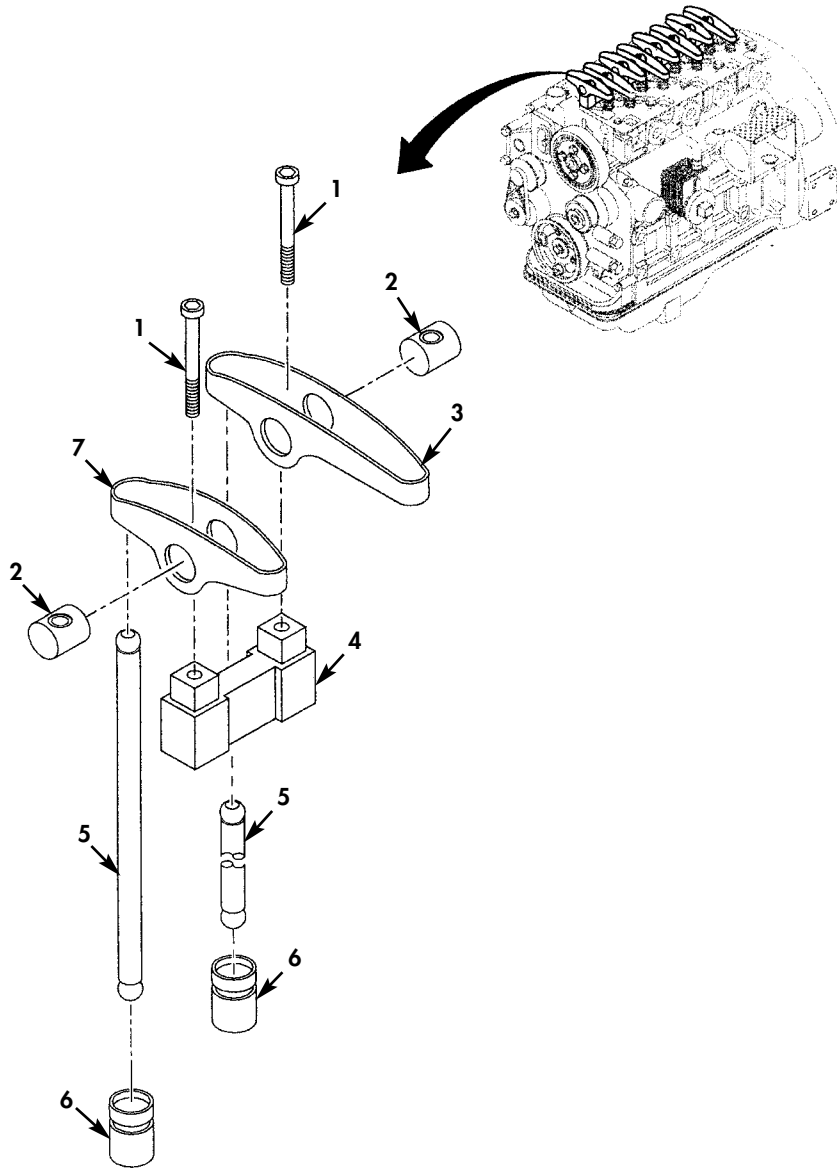


Figure 18. Rocker Arm Group.

(1) ITEM NO	(2) SMR CODE	(3) NSN	(4) CAGEC	(5) PART NUMBER	(6) DESCRIPTION AND USABLE ON CODES (UOC)	(7) QTY
GROUP 0003 ENGINE ROCKER ARM COVER						
FIG. 18 ROCKER ARM GROUP						
1	PAFZZ	5305015494013	3H244	19M8554	SCREW,CAP,HEXAGON H.....	8
2	PAFZZ	3040015487246	3H244	R517906	SHAFT,STRAIGHT.....	8
3	PAFZZ	2815015485769	3H244	RE518985	ROCKER ARM ASSEMBLY ENGINE POPPET VALVE.....	4
4	PAFZZ	3040015490024	3H244	R517905	BRACKET,EYE,NONROTA.....	4
5	PAFZZ	2815015487331	3H244	RE517136	PUSH ROD,ENGINE POP.....	8
6	PAFZZ	2815015485780	3H244	RE520885	TAPPET,ENGINE POPPE.....	8
7	PAFZZ	2815015487069	3H244	RE518984	ROCKER ARM ASSY. ENGINE POPPET..... VALVE.....	4

END OF FIGURE

FUEL PUMPING ASSEMBLY
 REPAIR PARTS AND SPECIAL TOOLS LIST
 UNIT, DIRECT SUPPORT AND GENERAL SUPPORT MAINTENANCE
 350 GALLONS PER MINUTE (GPM),
 275 FOOT HEAD NSN 4320-01-524-4467

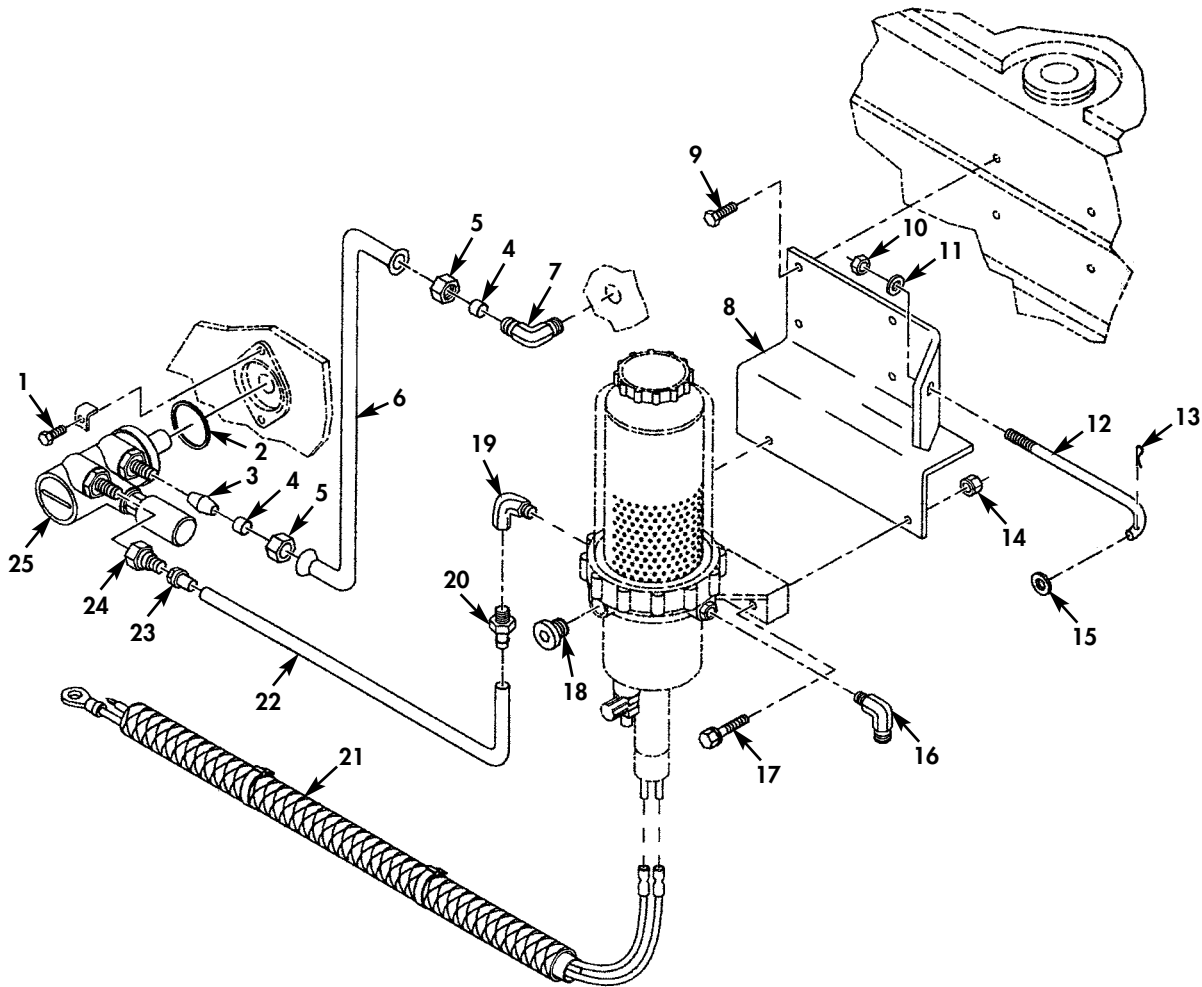


Figure 19. Fuel Pump and Fuel/Water Separator (Sheet 1 of 2).

FUEL PUMPING ASSEMBLY
REPAIR PARTS AND SPECIAL TOOLS LIST
UNIT, DIRECT SUPPORT AND GENERAL SUPPORT MAINTENANCE
350 GALLONS PER MINUTE (GPM),
275 FOOT HEAD NSN 4320-01-524-4467

26 — 27
thru
38

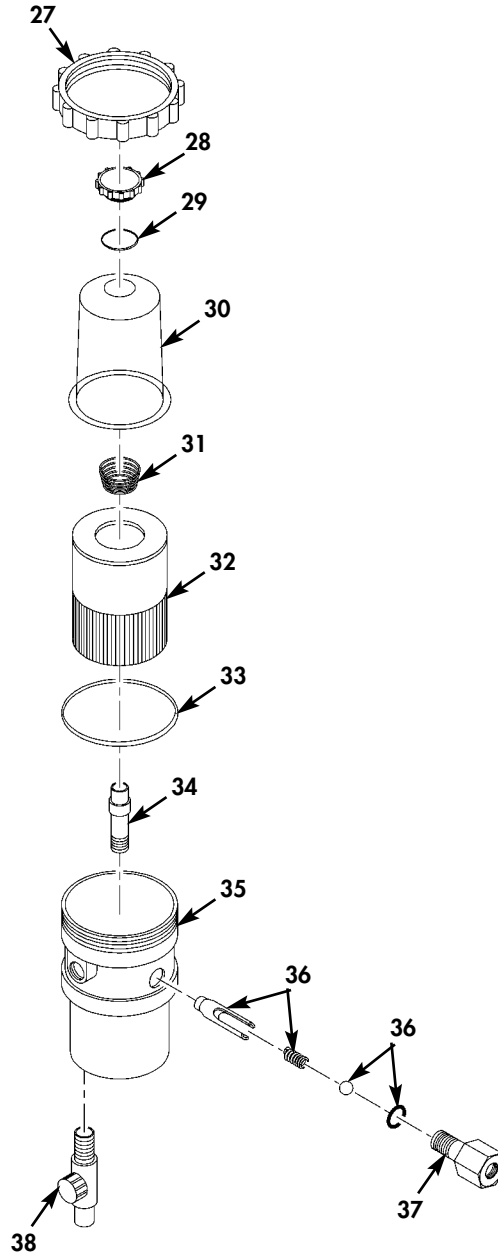


Figure 19. Fuel Pump and Fuel/Water Separator (Sheet 2 of 2).

(1) ITEM NO	(2) SMR CODE	(3) NSN	(4) CAGEC	(5) PART NUMBER	(6) DESCRIPTION AND USABLE ON CODES (UOC)	(7) QTY
GROUP 0003 ENGINE FUEL SYSTEM						
FIG. 19 FUEL PUMP AND FUEL/WATER SEPARATOR						
1	PAFZZ	5305013264921	75755	19M7862	SCREW, CAP, HEXAGON H.....	2
2	PAFZZ	5330015495017	3H244	R502142	PACKING, PREFORMED.....	1
3	PAOZZ	4730015485796	3H244	RE503797	CROSS, TUBE.....	1
4	PAOZZ	4720013214722	75755	R67092	SLEEVE, REINFORCING,.....	2
5	PAOZZ	5310013220831	75755	R49672	NUT, SELF-LOCKING, HE.....	2
6	PAOZZ		3H244	BL640	PIPE ASSEMBLY.....	1
7	PAOZZ	4730004304389	81343	7-4 060202BA	ELBOW, PIPE TO TUBE.....	1
8	XDOZZ		3H244	24DAVBRK	MOUNTING BRACKET.....	1
9	PAOZZ	5305015492687	3H244	ABNM08020	SCREW, CAP, HEXAGON H.....	4
10	PAOZZ	5310015498733	3H244	ALC1047	NUT, SELF-LOCKING, HE.....	1
11	PAOZZ	5310015498948	3H244	AWA3047	WASHER, FLAT.....	1
12	PAOZZ	3040015494587	3H244	BHB12J	LEVER, REMOTE CONTRO.....	1
13	PAOZZ	5315015492791	3H244	JAA0605	PIN, COTTER.....	1
14	PAOZZ	5310015492675	3H244	ABNN06	NUT, SELF-LOCKING, HE.....	2
15	PAOZZ	5310015495741	3H244	AWA60122	WASHER, FLAT.....	1
16	PAOZZ	4730015489849	3H244	8CTXS	FITTING, LUBRICATION.....	1
17	PAOZZ	5306014601582	3H244	ABN060075	BOLT, MACHINE.....	2
18	PAOZZ	5365015499622	3H244	7238X8	PLUG, MACHINE THREAD.....	1
19	PAOZZ	4730007192708	81343	2-2-2 130438B	TEE, PIPE.....	1
20	PAOZZ	4730012312751	01276	10006B-106	ADAPTER, STRAIGHT, PI.....	1

(1) ITEM NO	(2) SMR CODE	(3) NSN	(4) CAGEC	(5) PART NUMBER	(6) DESCRIPTION AND USABLE ON CODES (UOC)	(7) QTY
21	MFFZZ		90598	78181-8/9	WIRE ASSEMBLY CUT 70 INCHES OF WIRE (CAGE 81348 P/N M49285/26 AND ATTACH BUTT SPLICE (CAGE 20999 P/N NH14BCX) TERMINAL LUG (CAGE 96906 P/N MS25036-110) BRAID WIRE (CAGE 16428 P/N 8663) AND STRAP TIEDOWN (CAGE 96906 P/N MS3367-1-0) TO PROPER LOCATIONS.....	1
22	PAOZZ	4720015489411	3H244	H20106BX-500R	HOSE, NONMETALLIC.....	1
23	PAOZZ	4730015499662	3H244	3JC82-6-6	ADAPTER, STRAIGHT, TU.....	1
24	PAOZZ	4730015491468	3H244	6M14F870MLO	FITTING, LUBRICATION.....	1
25	PBOZZ		3H244	RE503803MOD	PUMP, FUEL, METERING.....	1
26	PAOOZ	4330015488457	1PAM0	233054RL	SEPARATOR, WATER, LIQ.....	1
27	PAOZZ	5310015342898	1PAM0	232001	.NUT, PLAIN, ROUND.....	1
28	PAOZZ	4330015336181	1PAM0	380047	.HEAD, FLUID FILTER.....	1
29	PAOZZ	5330015247462	1PAM0	380048	.SEAL, PLAIN.....	1
30	PBOZZ	2940015247590	1PAM0	233000	.COVER, FLUID FILTER.....	1
31	PAOZZ	5360015339691	1PAM0	380056	.SPRING, HELICAL, COMP.....	1
32	PBOZZ	2910015247665	18265	P550467	.FILTER ELEMENT, FLUI.....	1
33	XAOZZ	5330015247474	1PAM0	232008	.SEAL, PLAIN.....	1
34	PAOZZ	5340015492664	1PAM0	320626	.STANDOFF, THREADED, S.....	1
35	XAOZZ		1PAM0	DIESEL PRO 233	.FILTER HEAD.....	1
36	PAOZZ	4820014725579	1PAM0	101824	.PARTS KIT, CHECK VAL.....	1
37	PAOZZ	4820015491334	1PAM0	101935	.VALVE, CHECK.....	1
38	PAOZZ	4820014085675	1PAM0	101332	.COCK, PLUG.....	1

END OF FIGURE

FUEL PUMPING ASSEMBLY
 REPAIR PARTS AND SPECIAL TOOLS LIST
 UNIT, DIRECT SUPPORT AND GENERAL SUPPORT MAINTENANCE
 350 GALLONS PER MINUTE (GPM),
 275 FOOT HEAD NSN 4320-01-524-4467

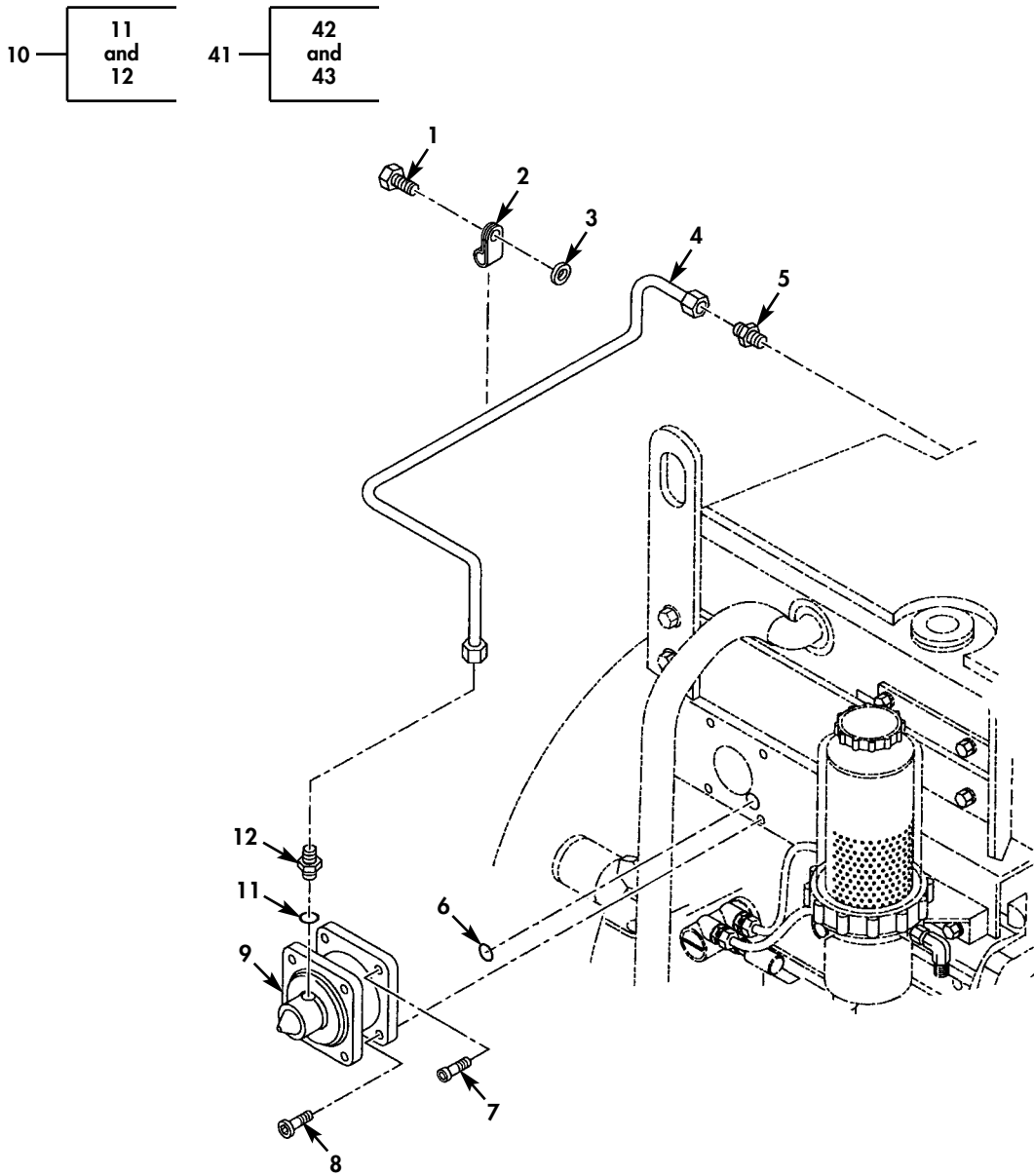


Figure 20. Fuel Injection System (Sheet 1 of 4).

FUEL PUMPING ASSEMBLY
 REPAIR PARTS AND SPECIAL TOOLS LIST
 UNIT, DIRECT SUPPORT AND GENERAL SUPPORT MAINTENANCE
 350 GALLONS PER MINUTE (GPM),
 275 FOOT HEAD NSN 4320-01-524-4467

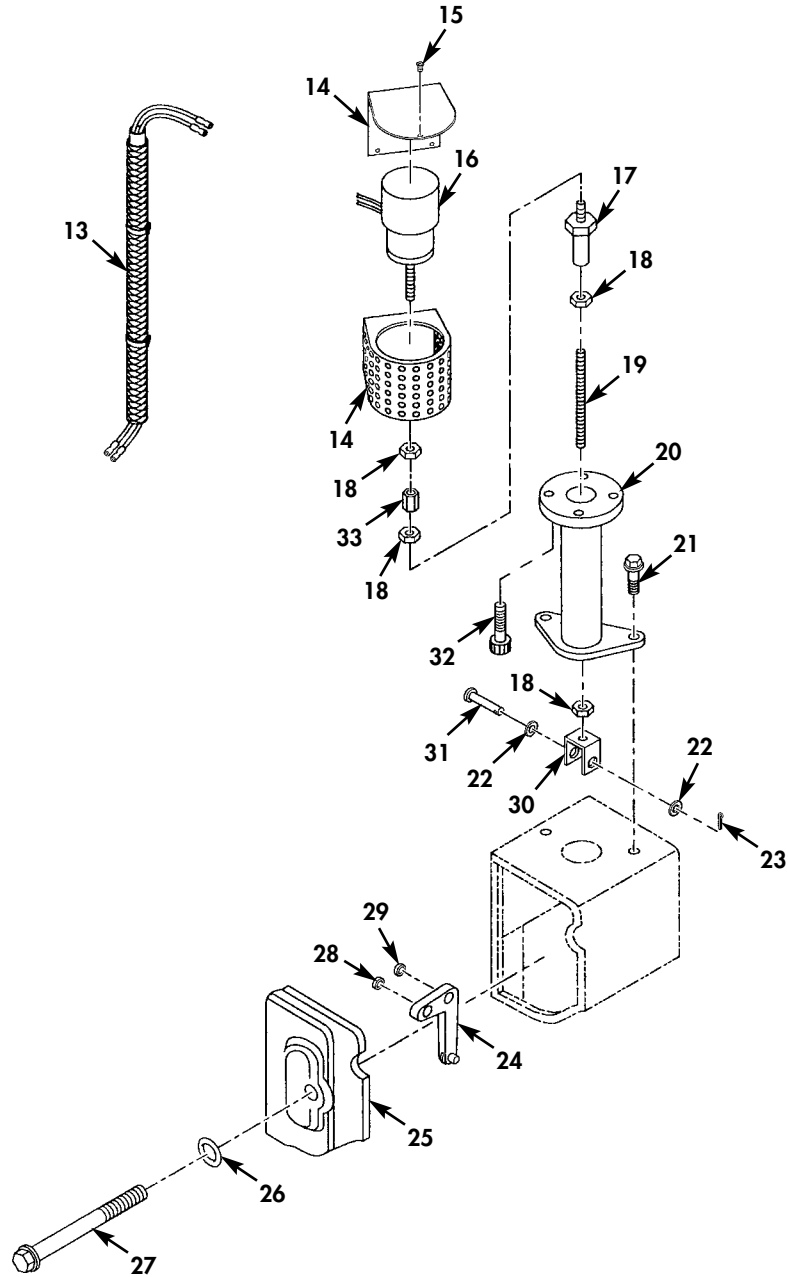


Figure 20. Fuel Injection System (Sheet 2 of 4).

FUEL PUMPING ASSEMBLY
REPAIR PARTS AND SPECIAL TOOLS LIST
UNIT, DIRECT SUPPORT AND GENERAL SUPPORT MAINTENANCE
350 GALLONS PER MINUTE (GPM),
275 FOOT HEAD NSN 4320-01-524-4467

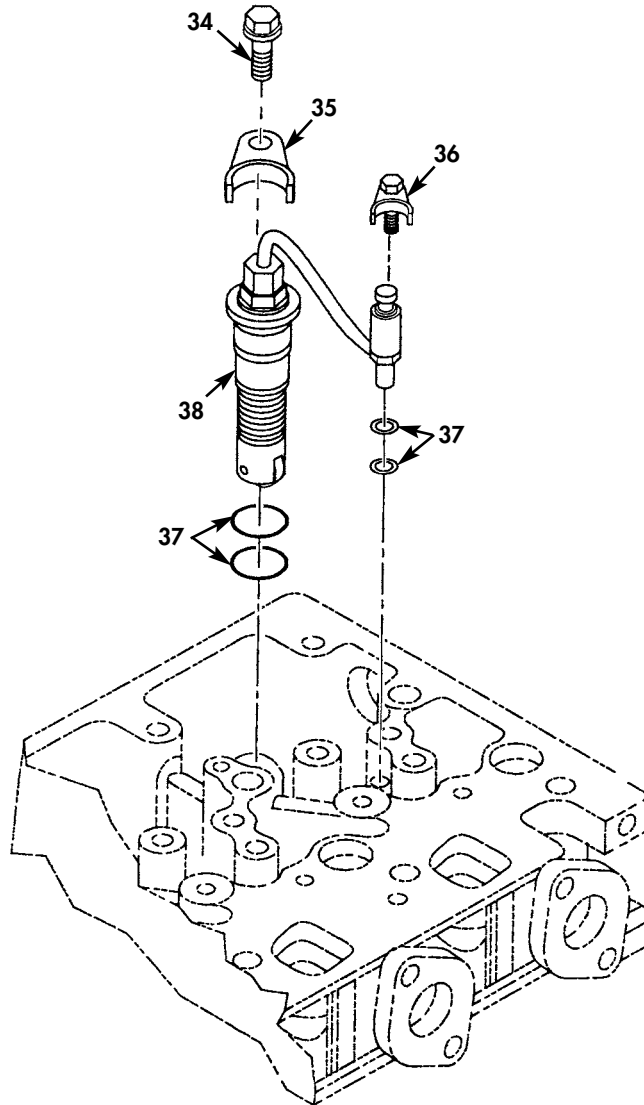


Figure 20. Fuel Injection System (Sheet 3 of 4).

FUEL PUMPING ASSEMBLY
REPAIR PARTS AND SPECIAL TOOLS LIST
UNIT, DIRECT SUPPORT AND GENERAL SUPPORT MAINTENANCE
350 GALLONS PER MINUTE (GPM),
275 FOOT HEAD NSN 4320-01-524-4467

41 —

42 and 43

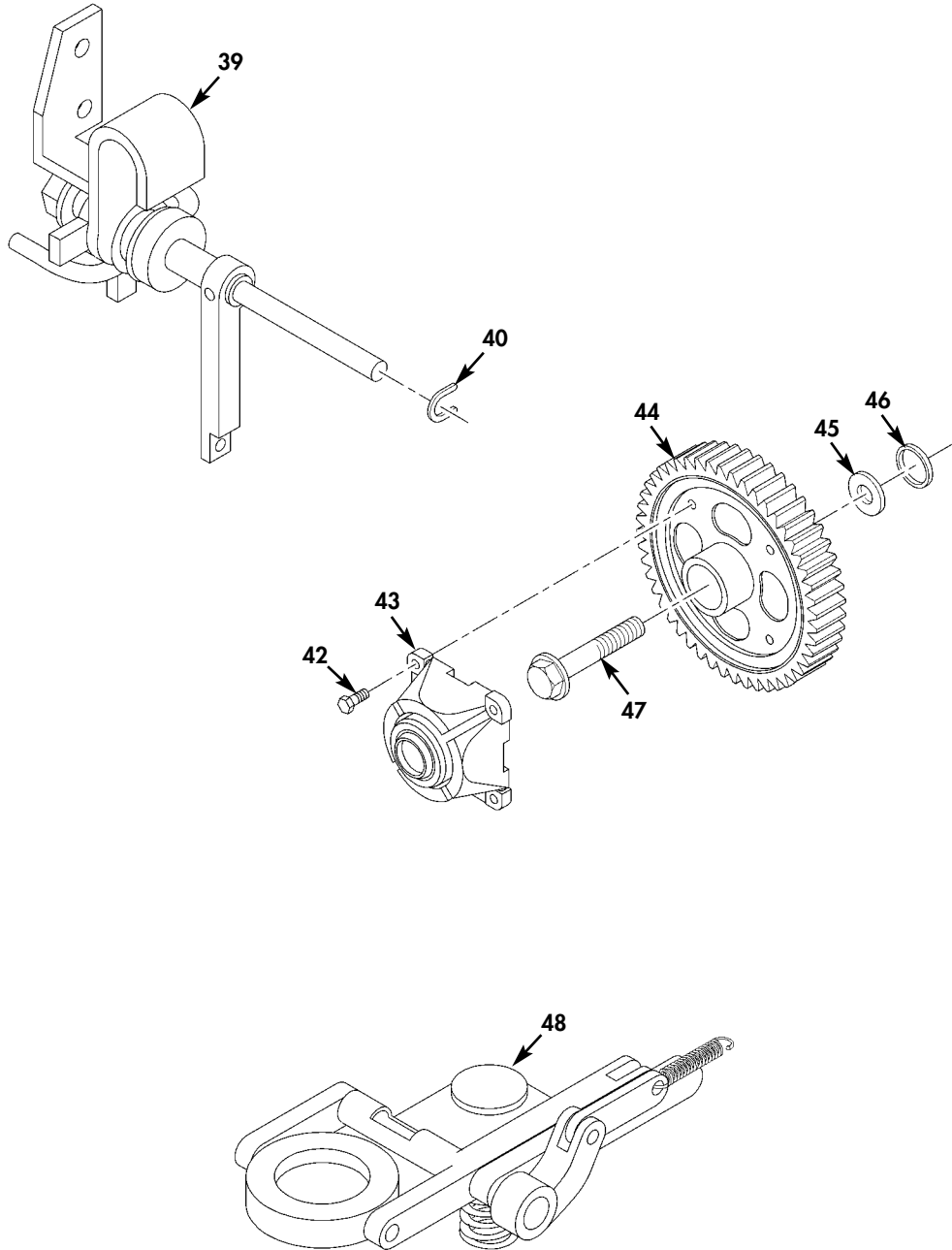


Figure 20. Fuel Injection System (Sheet 4 of 4).

(1) ITEM NO	(2) SMR CODE	(3) NSN	(4) CAGEC	(5) PART NUMBER	(6) DESCRIPTION AND USABLE ON CODES (UOC)	(7) QTY
GROUP 0003 ENGINE FUEL INJECTION SYSTEM						
FIG. 20 FUEL INJECTION SYSTEM						
1	PAFZZ	5306013264911	75755	19M7866	BOLT, MACHINE.....	1
2	PAFZZ	5340014763874	1J955	R135106	STRAP, RETAINING.....	1
3	PAFZZ	5310015499017	3H244	28H1511	WASHER, FLAT.....	1
4	PAFZZ	4710015489641	3H244	RE522410	TUBE, BENT, METALLIC.....	1
5	PAFZZ	4730013165922	75755	RE502650	ADAPTER, STRAIGHT, PI.....	1
6	PAFZZ	5331015495016	3H244	AT259636	O-RING.....	1
7	PAFZZ	5305015493984	3H244	19M7768	SCREW, CAP, HEXAGON H.....	2
8	PAFZZ	5305015497168	3H244	19M8263	SCREW, CAP, HEXAGON H.....	2
9	PAFZZ	2990015560337	3H244	RE521162	VALVE, AIR, EMISSION.....	1
10	PAFFZ		3H244	RE519890	ADAPTER, STRAIGHT, PI.....	1
11	PAFZZ	5331014753950	1J955	51M7039	O-RING.....	1
12	XAFZZ		3H244	RE519890-NHA	ADAPTER.....	1
13	MFFZZ		90598	78181-17/18	WIRE ASSEMBLY CUT 86 INCHES OF CABLE, SPECIAL (CAGE 81348 P/NM49285/26) AND ATTACH BUTT SPLICE (CAGE 20999 P/NMH14BCX) BRAID WIRE (CAGE 16428 P/N 8663) STRAP TIEDOWN (CAGE 96906 P/N MS3367-1-0) TERMINAL LUG (CAGE 81343P/N AS25036-157) TO PROPER LOCATIONS....	1
14	PBFZZ	5340015489674	3H244	HEMPGOV24	COVER, ACCESS.....	1
15	PAFZZ	5305015498607	3H244	GAA5773	SCREW, TAPPING THREA.....	3
16	PBFZZ	3040015491368	3H244	KRA24ALS1	ACTUATOR, MECHANICAL.....	1
17	PAFZZ	4730015489638	3H244	SWIVEL24	ADAPTER, STRAIGHT, SW.....	1
18	PAFZZ	5310015495984	3H244	ANF204Z	PUSH ON NUT.....	4
19	PAFZZ	5306015498684	3H244	ROD24	ROD CONTINUOUS THRE.....	1
20	PAFZZ	3040015485231	3H244	KRAADAPT	ACTUATOR, MECHANICAL.....	1

(1) ITEM NO	(2) SMR CODE	(3) NSN	(4) CAGEC	(5) PART NUMBER	(6) DESCRIPTION AND USABLE ON CODES (UOC)	(7) QTY
21	PAFZZ	5305015489677	3H244	ABNM06020	SCREW, CAP, HEXAGON H.....	2
22	PAFZZ	3120015495249	39428	7488K11	BEARING, WASHER, THRU.....	2
23	PAFZZ	5315015492570	3H244	JAA0405	PIN, COTTER.....	1
24	PAFZZ	5340015498690	3H244	LEVER24	LEVER, MANUAL CONTRO.....	1
25	PAFZZ	5340015495012	3H244	R520209	COVER, ACCESS.....	1
26	PAFZZ	5330010762978	75160	A4365R	PACKING, PREFORMED.....	1
27	PAFZZ	5305015499024	3H244	19M8483	SCREW, CAP, HEXAGON H.....	1
28	PAFZZ	3120015495033	39428	60695K61	BEARING, SLEEVE.....	1
29	PAFZZ	3120015491768	39428	6679K12	BEARING, SLEEVE.....	1
30	PAFZZ	5340015495982	3H244	CLEVIS24	CLEVIS, ROD END.....	1
31	PAFZZ	5315015492561	3H244	98340A120	PIN, GROOVED, HEADLES.....	1
32	PAFZZ	5306015497620	3H244	BBA10302	BOLT, MACHINE.....	1
33	PAFZZ	5975015496130	3H244	1AX204Z	NUT, COUPLING, ELECTR.....	1
34	PAFZZ	5306014753895	1J955	19M8966	BOLT, SHOULDER.....	1
35	PAFZZ	5340015499013	3H244	R502996	CLAMP, LOOP.....	1
36	PAFZZ	5340015496152	3H244	R518615	CLAMP, LOOP.....	1
37	PAFZZ	5330015493975	3H244	RE521175	GASKET AND SEAL SET.....	1
38	PAFZZ		3H244	RE526485	PUMP, FUEL, METERING.....	1
39	PAFZZ	3040015496151	3H244	RE521050	LEVER, REMOTE CONTRO.....	1
40	PAFZZ	5325015496163	3H244	R72653	RING, RETAINING.....	1
41	PAFFZ		3H244	RE521054	WEIGHT, IGNITION DIS.....	1
42	PAFZZ	5306014753595	1J955	19M8425	.BOLT, INTERNAL WRENC.....	1
43	XAFZZ		3H244	RE521054-NHA	.FLYWEIGHT.....	1
44	PAFZZ	3020015485525	3H244	R502760	GEAR, SPUR.....	1
45	PAFZZ	5310015493981	3H244	R516770	WASHER, FLAT.....	1
46	PAFZZ	5365015491769	3H244	R515112	SHIM.....	1

(1) ITEM NO	(2) SMR CODE	(3) NSN	(4) CAGEC	(5) PART NUMBER	(6) DESCRIPTION AND USABLE ON CODES (UOC)	(7) QTY
47	PAFZZ	5305015499022	3H244	R517240	SCREW,CAP,HEXAGON H.....	1
48	PAFZZ	3040015487424	3H244	RE521049	LEVER,REMOTE CONTRO.....	1

END OF FIGURE

FIELD REPAIR PARTS AND SPECIAL TOOLS LIST (RPSTL)

FUEL PUMPING ASSEMBLY
 REPAIR PARTS AND SPECIAL TOOLS LIST
 UNIT, DIRECT SUPPORT AND GENERAL SUPPORT MAINTENANCE
 350 GALLONS PER MINUTE (GPM),
 275 FOOT HEAD NSN 4320-01-524-4467

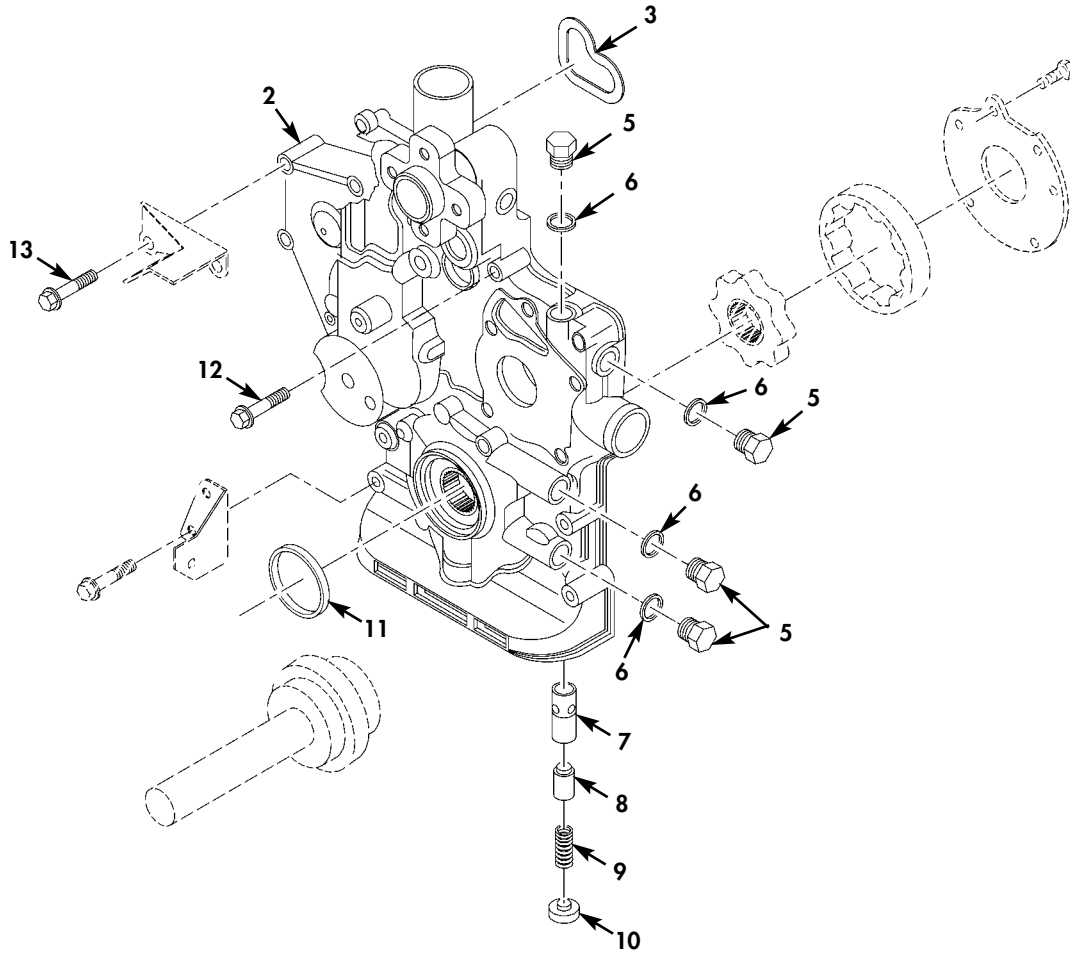
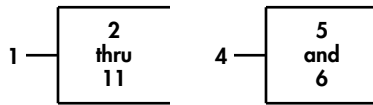


Figure 21. Timing Gear Cover.

(1) ITEM NO	(2) SMR CODE	(3) NSN	(4) CAGEC	(5) PART NUMBER	(6) DESCRIPTION AND USABLE ON CODES (UOC)	(7) QTY
GROUP 0003 ENGINE TIMING GEAR COVER ASSEMBLY						
FIG. 21 TIMING GEAR COVER						
1	PAFFZ		3H244	RE524837	COVER, ACCESS.....	1
2	XAFZZ		3H244	RE507128-NHA	.GEAR COVER CASTING.....	1
3	PAFZZ	5330015489709	3H244	R504230	.GASKET.....	1
4	PAFFZ	4730014721757	75160	RE46685	.PLUG, PIPE, MAGNETIC.....	4
5	XAFZZ		3H244	RE46685-NHA	..PLUG BASIC.....	1
6	PAFZZ	5331014602668	75160	51M7043	..O-RING.....	1
7	PAFZZ		3H244	R520142	.INSERT, ENGINE VALVE.....	1
8	PAFZZ	4730015491492	3H244	R516607	.ADAPTER, STRAIGHT, FL.....	1
9	PAFZZ	5360015493996	3H244	R516397	.SPRING, HELICAL, COMP.....	1
10	PAFZZ	5340015489715	3H244	R516396	.BUTTON, PLUG.....	1
11	PAFZZ	5330010209234	75160	AR 67942	.SEAL, PLAIN ENCASED.....	1
12	PAFZZ	5305015496355	3H244	R106826	SCREW, CAP, HEXAGON H.....	1
13	PAFZZ	5306014704193	66836	19M7979	BOLT, MACHINE.....	11

END OF FIGURE

FIELD REPAIR PARTS AND SPECIAL TOOLS LIST (RPSTL)

FUEL PUMPING ASSEMBLY
REPAIR PARTS AND SPECIAL TOOLS LIST
UNIT, DIRECT SUPPORT AND GENERAL SUPPORT MAINTENANCE
350 GALLONS PER MINUTE (GPM),
275 FOOT HEAD NSN 4320-01-524-4467

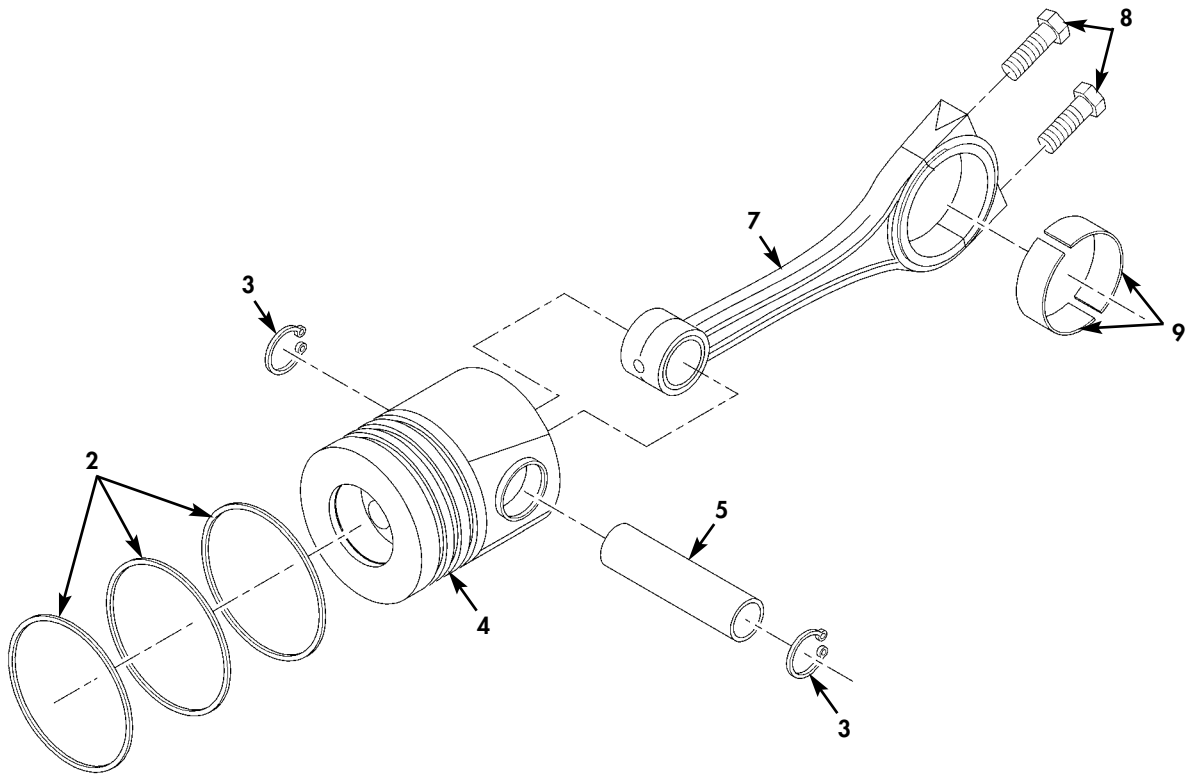
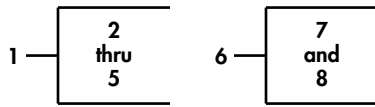


Figure 22. Pistons and Connecting Rods.

(1) ITEM NO	(2) SMR CODE	(3) NSN	(4) CAGEC	(5) PART NUMBER	(6) DESCRIPTION AND USABLE ON CODES (UOC)	(7) QTY
GROUP 0003 ENGINE PISTON ASSEMBLY						
FIG. 22 PISTONS AND CONNECTING RODS						
1	PAHHZ	2815015498575	75160	RE520936	RING SET,PISTON NOMINAL SIZE.....	V
1	PAHHZ	2815015547035	3H244	RE524563	PISTON AND RING ASS 0.25 OVERSIZED..	V
1	PAHHZ		3H244	RE524564	PISTON AND RING ASS 0.50 OVERSIZED..	V
2	PAHZZ	2815015485681	3H244	RE520935	.RING SET,PISTON NOMINAL SIZE.....	V
2	PAHZZ	2815015485759	3H244	RE524567	.RING SET,PISTON 0.25 OVERSIZED.....	V
2	PAHZZ	2815015487066	3H244	RE524568	.RING SET,PISTON 0.50 OVERSIZED.....	V
3	PAHZZ	5325012638567	75755	40M1855	.RING,RETAINING.....	2
4	XAHZZ		3H244	RE516347	.PISTON.....	1
5	PAHZZ	2815015487064	3H244	R503480	.PIN,PISTON.....	1
6	PAHHZ		3H244	RE504544	CONNECTING ROD,PIST.....	4
7	XAHZZ		3H244	RE504544-NHA	.CONNECTING ROD.....	1
8	PAHZZ	5305015495152	3H244	R502503	.SCREW,CAP,HEXAGON H.....	2
9	PAHZZ	3120015494006	3H244	RE520937	BEARING SET,SLEEVE NOMINAL SIZE.....	V
9	PAHZZ	3120015489431	3H244	RE524570	BEARING SET,SLEEVE 0.25 UNDERSIZED..	V

END OF FIGURE

FIELD REPAIR PARTS AND SPECIAL TOOLS LIST (RPSTL)

FUEL PUMPING ASSEMBLY
 REPAIR PARTS AND SPECIAL TOOLS LIST
 UNIT, DIRECT SUPPORT AND GENERAL SUPPORT MAINTENANCE
 350 GALLONS PER MINUTE (GPM),
 275 FOOT HEAD NSN 4320-01-524-4467

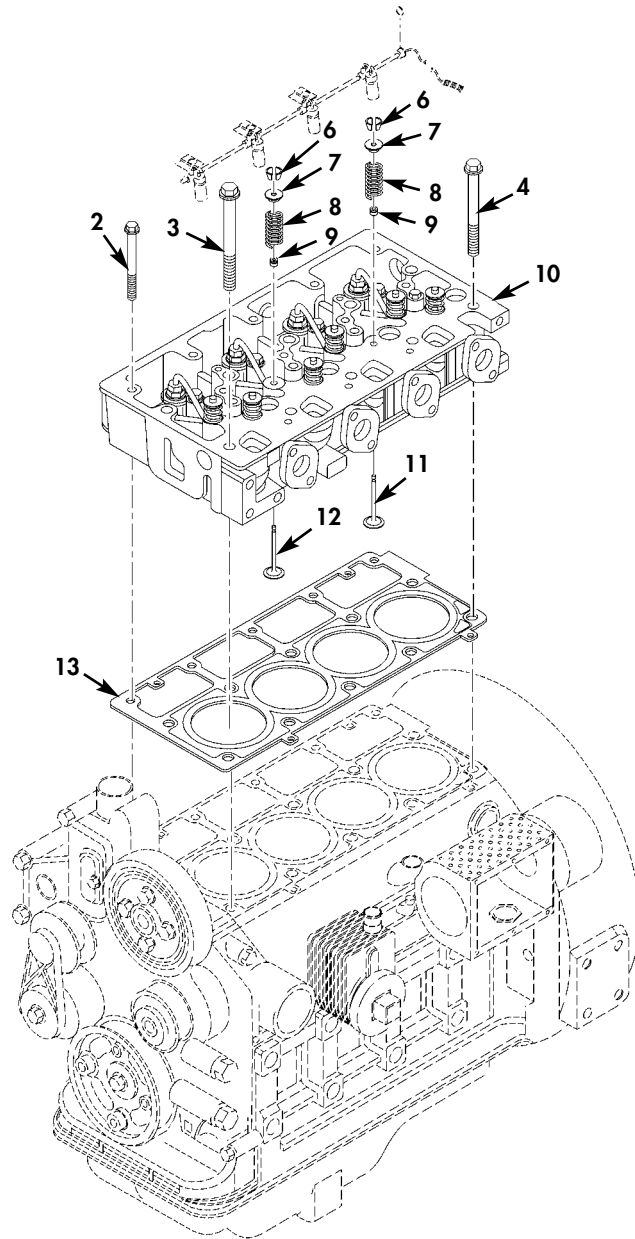
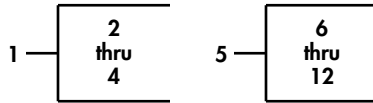


Figure 23. Cylinder Head.

(1) ITEM NO	(2) SMR CODE	(3) NSN	(4) CAGEC	(5) PART NUMBER	(6) DESCRIPTION AND USABLE ON CODES (UOC)	(7) QTY
GROUP 0003 ENGINE CYLINDER HEAD ASSEMBLY						
FIG. 23 CYLINDER HEAD						
1	AHHHH		3H244	RE521108	HEAD SCREW SET.....	1
2	PAHZZ		3H244	19M8986	.SCREW,CAP,HEXAGON H.....	5
3	PAHZZ		3H244	R516693	.SCREW,CAP,HEXAGON H.....	8
4	PAHZZ		3H244	R516692	.SCREW,CAP,HEXAGON H.....	1
5	PAHZZ		3H244	RE506335	CYLINDER ASSEMBLY,A.....	1
6	PAHZZ		3H244	R502371	.CLIP,RETAINING.....	16
7	PAHZZ		3H244	R502367	.CAP,PROTECTIVE,DUST.....	8
8	PAHZZ		3H244	R502368	.SPRING,HELICAL,COMP.....	8
9	PAHZZ		3H244	RE520980	.SEAL,PLAIN ENCASED.....	8
10	XAHZZ		3H244	R502577	.CYLINDER HEAD CASTI.....	1
11	PAHZZ		3H244	R502455	.VALVE,POPPET,ENGINE.....	4
12	PAHZZ		3H244	R502454	.VALVE,POPPET,ENGINE.....	4
13	PBHZZ		3H244	RE506004	GASKET.....	1

END OF FIGURE

FUEL PUMPING ASSEMBLY
REPAIR PARTS AND SPECIAL TOOLS LIST
UNIT, DIRECT SUPPORT AND GENERAL SUPPORT MAINTENANCE
350 GALLONS PER MINUTE (GPM),
275 FOOT HEAD NSN 4320-01-524-4467

5 — 6
thru
9

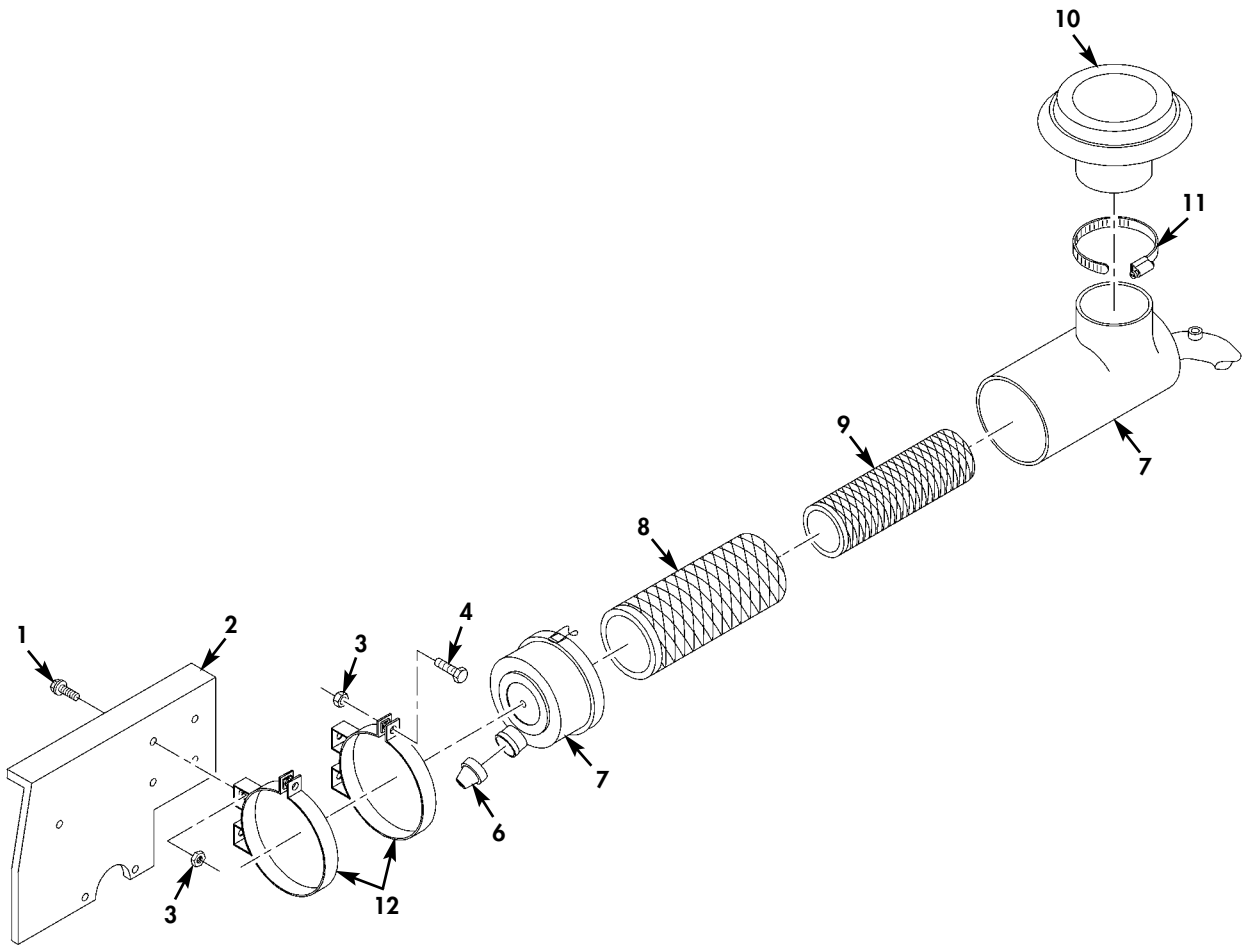


Figure 24. Air Intake (Sheet 1 of 2).

FUEL PUMPING ASSEMBLY
 REPAIR PARTS AND SPECIAL TOOLS LIST
 UNIT, DIRECT SUPPORT AND GENERAL SUPPORT MAINTENANCE
 350 GALLONS PER MINUTE (GPM),
 275 FOOT HEAD NSN 4320-01-524-4467

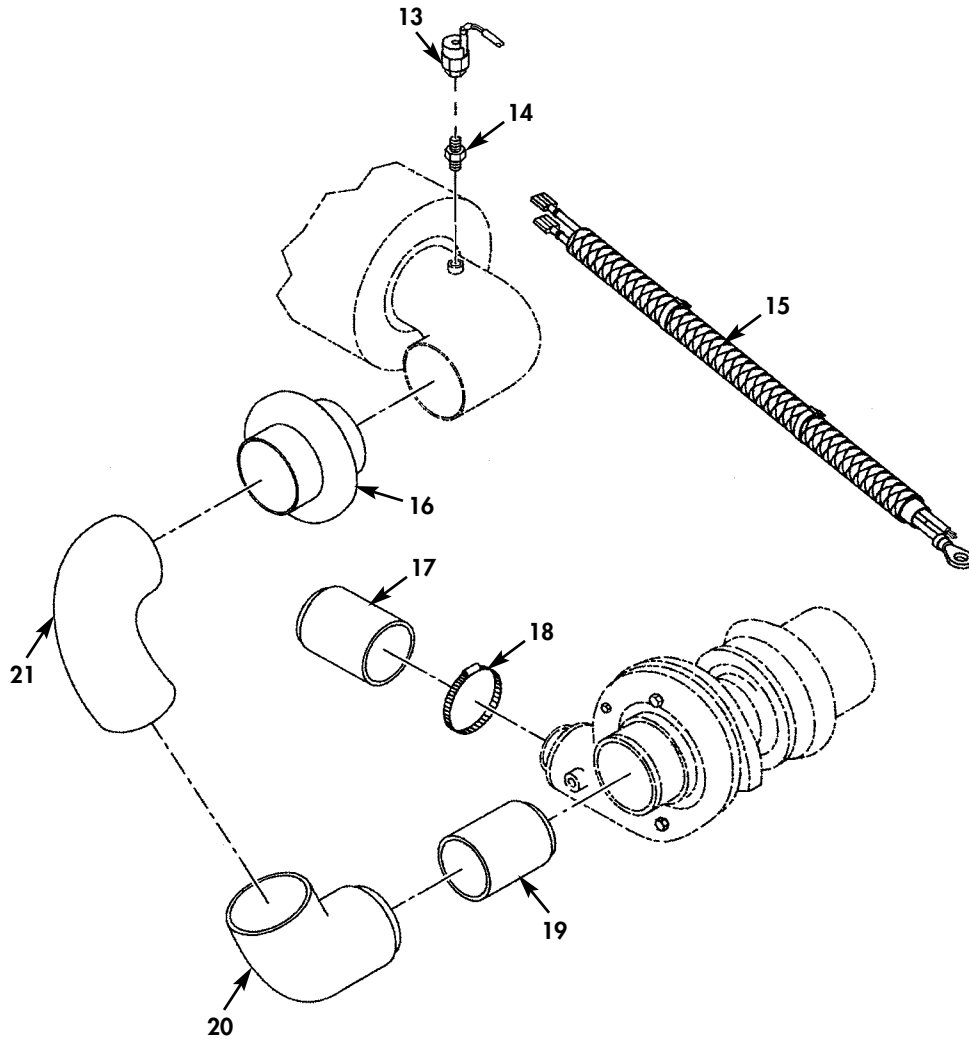


Figure 24. Air Intake (Sheet 2 of 2).

(1) ITEM NO	(2) SMR CODE	(3) NSN	(4) CAGEC	(5) PART NUMBER	(6) DESCRIPTION AND USABLE ON CODES (UOC)	(7) QTY
GROUP 0003 ENGINE AIR INTAKE SYSTEM						
FIG. 24 AIR INTAKE						
1	PAOZZ		3H244	ABN050075	SCREW,CAP,HEXAGON H.....	4
2	PBOZZ		3H244	24A/CBRK	BRACKET,MOUNTING.....	1
3	PAOZZ		3H244	ABNN05	NUT,SELF-LOCKING,HE.....	6
4	PAOZZ	5305015495991	3H244	ABN0503	SCREW,CAP,HEXAGON H.....	2
5	PAOOZ		3H244	G082526	AIR CLEANER,INTAKE.....	1
6	PAOZZ		3H244	P158914	BOOT,DUST AND MOIST.....	1
7	XAOZZ		3H244	G082526-NHA	.HOUSING,AIR CLEANER.....	1
8	PAOZZ		3H244	P828889	.FILTER,ELEMENT,INTA.....	1
9	PAOZZ		3H244	P829333	.FILTER,ELEMENT,INTA.....	1
10	PAOZZ		3H244	H00466	.COVER,PROTECTIVE,DU.....	1
11	PAOZZ	4730010674711	19207	11608950-16	CLAMP,HOSE.....	1
12	PAOZZ		3H244	P004307	CLAMP,LOOP.....	2
13	PAOZZ		3H244	X770062	LIGHT,INDICATOR.....	1
14	PAOZZ		3H244	P100089	FITTING,LUBRICATION.....	1
15	MFFZZ		90598	78181-22/23	WIRE ASSEMBLY CUT 84 INCHES OF CABLE (CAGE 81348 P/N M49285/26) AND ATTACH QD TERMINAL (CAGE 59730 P/N 14RB-2577) LUG (CAGE 81343 P/N AS25036-157) BRAID WIRE (CAGE 16428 P/N 8663) AND STRAP TIEDOWN (CAGE 96906 P/N MS3367-1-0) TO PROPER LOCATIONS.....	1
16	PAOZZ		3H244	P101290	ADAPTER,STRAIGHT,PI.....	1
17	PAFZZ		3H244	R518766	HOSE, NONMETALLIC.....	1
18	PAFZZ	4730002043491	58536	A-A-52506-F-32	CLAMP,HOSE.....	2
19	PAOZZ		3H244	58985	REDUCER,PIPE.....	1
20	PAOZZ		3H244	90L3025	ELBOW,PIPE TO HOSE.....	1
21	PAOZZ		3H244	WAL41685	ELBOW,PIPE TO HOSE.....	1

END OF FIGURE

FIELD REPAIR PARTS AND SPECIAL TOOLS LIST (RPSTL)

FUEL PUMPING ASSEMBLY
REPAIR PARTS AND SPECIAL TOOLS LIST
UNIT, DIRECT SUPPORT AND GENERAL SUPPORT MAINTENANCE
350 GALLONS PER MINUTE (GPM),
275 FOOT HEAD NSN 4320-01-524-4467

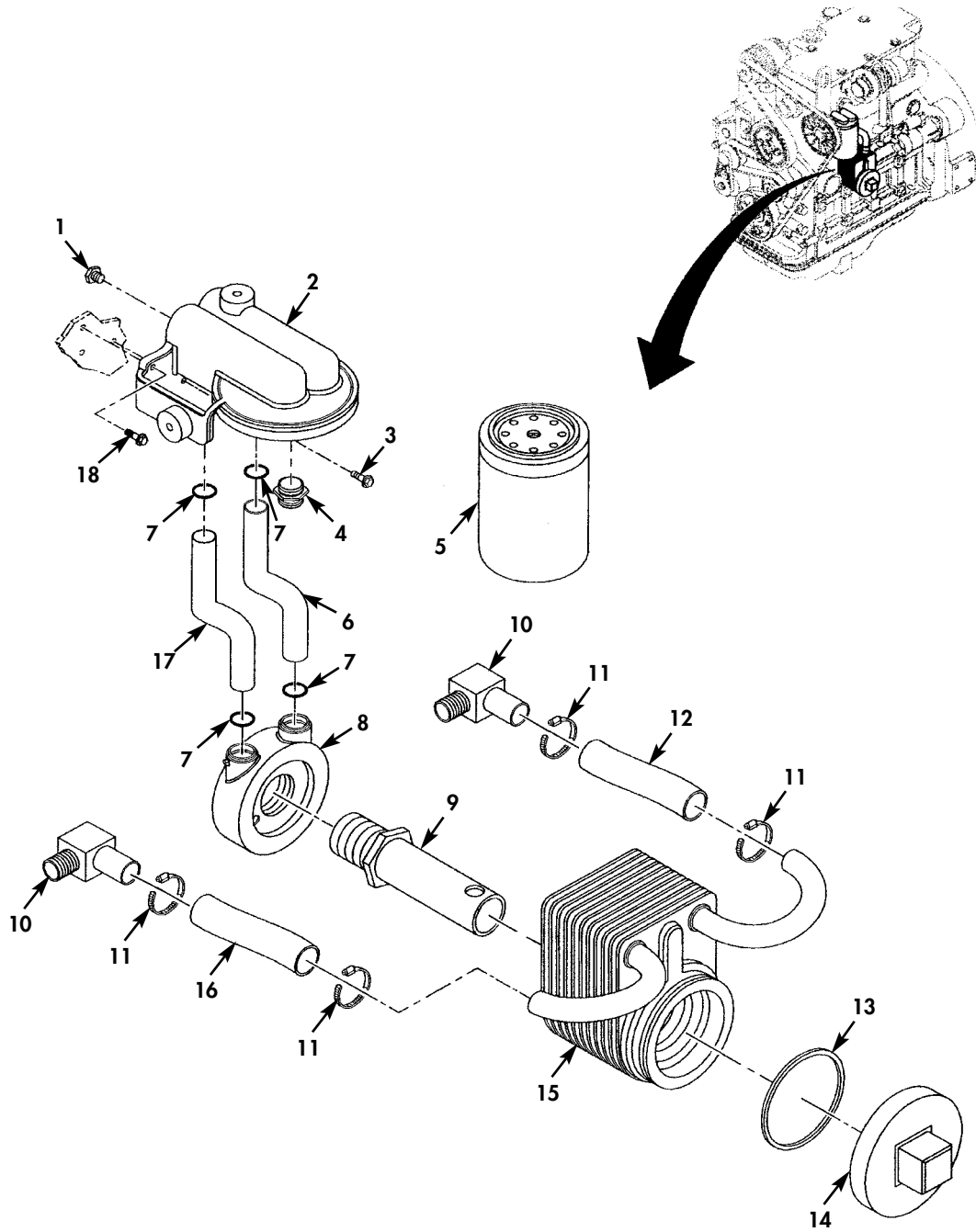


Figure 25. Oil Cooler and Filter.

(1) ITEM NO	(2) SMR CODE	(3) NSN	(4) CAGEC	(5) PART NUMBER	(6) DESCRIPTION AND USABLE ON CODES (UOC)	(7) QTY
GROUP 0003 ENGINE LUBRICATING SYSTEM						
FIG. 25 OIL COOLER AND FILTER						
1	PAOZZ	4730012730286	75755	15H666	PLUG, PIPE.....	2
2	PAOZZ		3H244	R516063	OIL FILTER HOUSING.....	1
3	PAOZZ	5305014702417	66836	19M8291	SCREW, CAP, HEXAGON H.....	2
4	PAOZZ		3H244	R517560	ADAPTER, STRAIGHT, PI.....	1
5	PAOZZ		3H244	RE519626	FILTER, FLUID.....	1
6	PBOZZ		3H244	R516065	HOSE, NONMETALLIC.....	1
7	PAOZZ		3H244	R72328	O-RING.....	4
8	PAOZZ		3H244	R516064	ADAPTER, STRAIGHT, PI.....	1
9	PAOZZ		3H244	R516068	ADAPTER, STRAIGHT, PI.....	1
10	PAOZZ		3H244	R515183	ADAPTER, STRAIGHT, HO.....	2
11	PAOZZ	4730015248460	75160	TY22465	CLAMP, HOSE.....	4
12	PBOZZ		3H244	R516071	HOSE, NONMETALLIC.....	1
13	PAOZZ	5330011057264	75160	R70956	PACKING, PREFORMED.....	2
14	PAOZZ		3H244	R516067	COVER, ACCESS.....	1
15	PAOZZ		3H244	RE515469	COOLER, LUBRICATING.....	1
16	PBOZZ		3H244	R516070	HOSE, NONMETALLIC.....	1
17	PBOZZ		3H244	R516066	HOSE, NONMETALLIC.....	1
18	PAOZZ	5306013308490	75755	19M7867	BOLT, MACHINE.....	1

END OF FIGURE

FUEL PUMPING ASSEMBLY
REPAIR PARTS AND SPECIAL TOOLS LIST
UNIT, DIRECT SUPPORT AND GENERAL SUPPORT MAINTENANCE
350 GALLONS PER MINUTE (GPM),
275 FOOT HEAD NSN 4320-01-524-4467

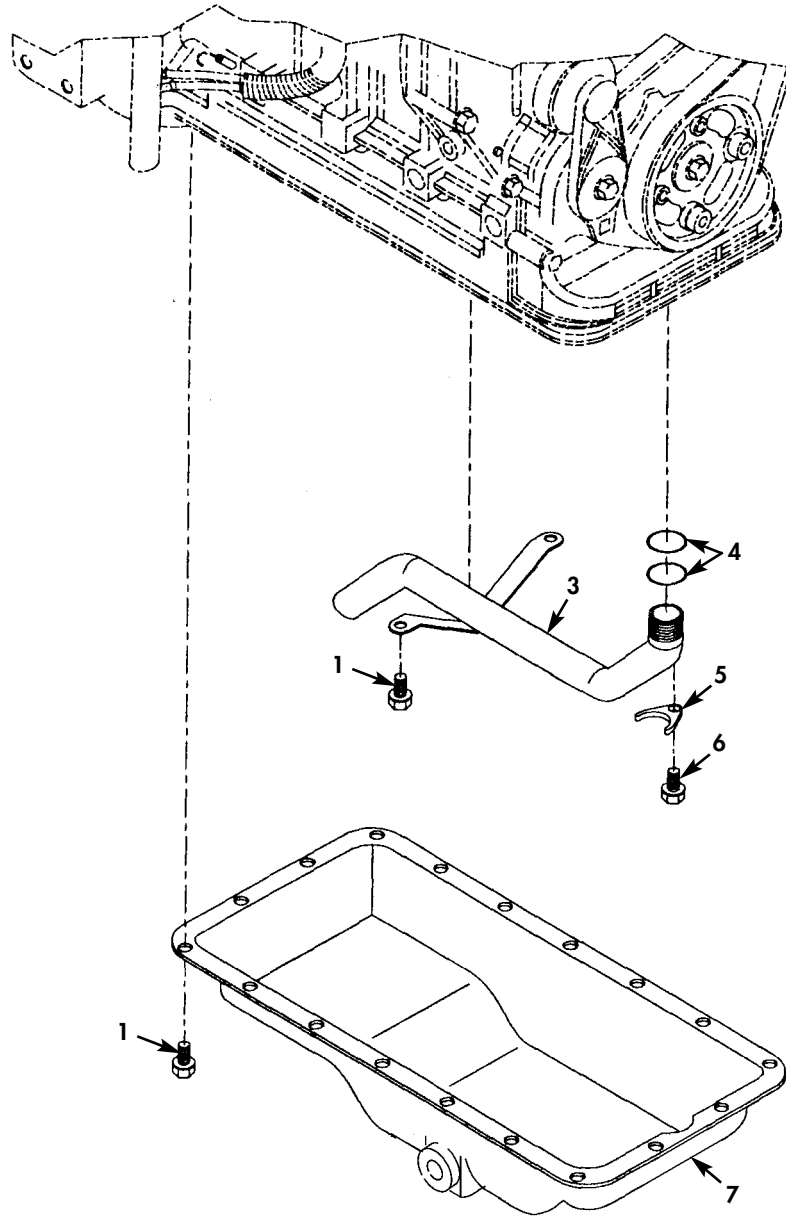
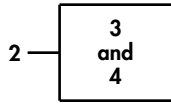


Figure 26. Oil Pan and Drain Hose (Sheet 1 of 2).

FUEL PUMPING ASSEMBLY
 REPAIR PARTS AND SPECIAL TOOLS LIST
 UNIT, DIRECT SUPPORT AND GENERAL SUPPORT MAINTENANCE
 350 GALLONS PER MINUTE (GPM),
 275 FOOT HEAD NSN 4320-01-524-4467

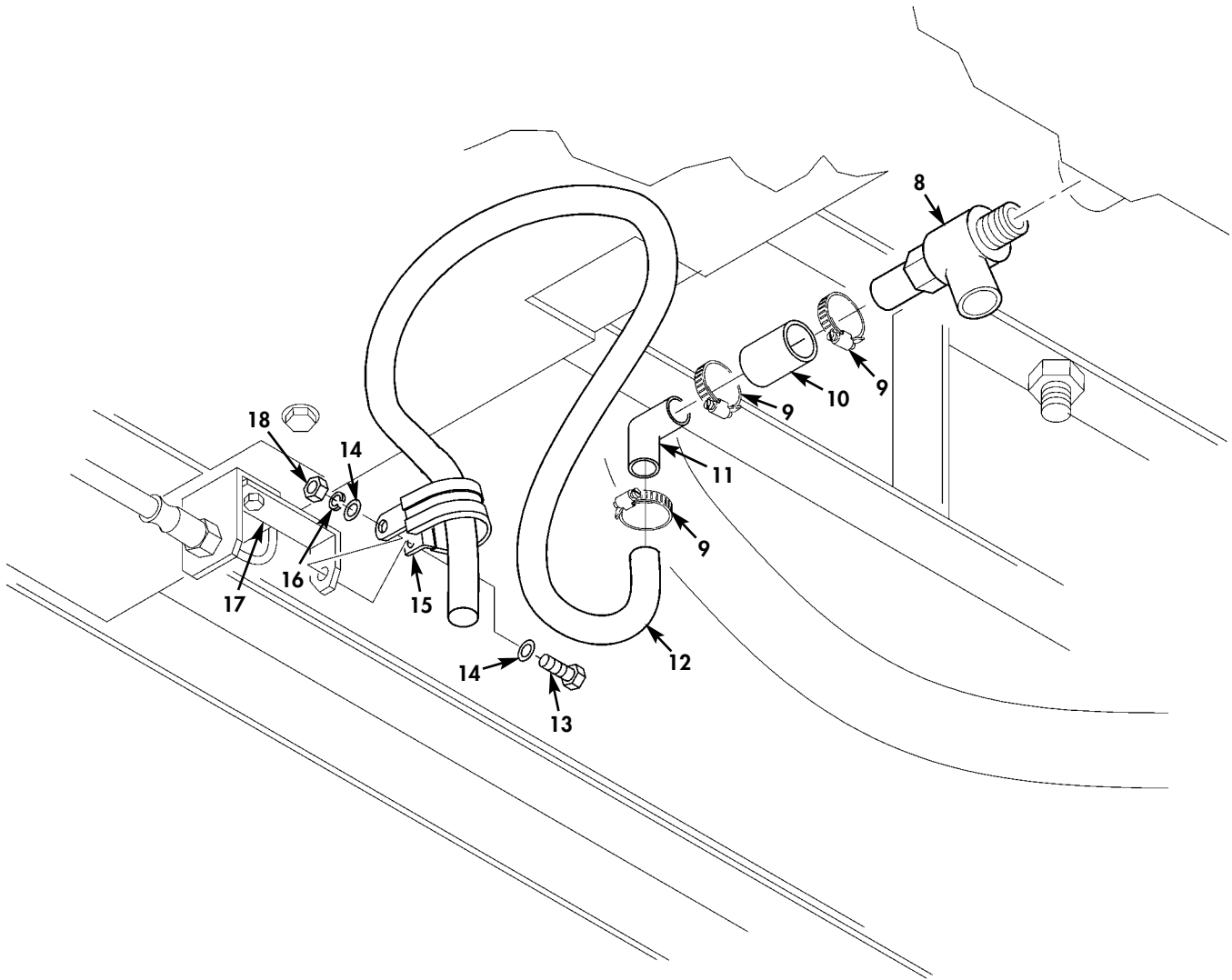


Figure 26. Oil Pan and Drain Hose (Sheet 2 of 2).

(1) ITEM NO	(2) SMR CODE	(3) NSN	(4) CAGEC	(5) PART NUMBER	(6) DESCRIPTION AND USABLE ON CODES (UOC)	(7) QTY
GROUP 0003 ENGINE LUBRICATING SYSTEM						
FIG. 26 OIL PAN AND DRAIN HOSE						
1	PAFZZ	5306014701384	66836	19M7865	BOLT, MACHINE.....	20
2	PAFFZ		3H244	RE521000	TUBE ASSEMBLY, METAL.....	1
3	PAFZZ		3H244	RE521000-NHA	.OIL PICK-UP TUBE.....	1
4	PAFZZ	5331001651941	81349	M83248/1-214	.O-RING.....	2
5	PAFZZ		3H244	R515110	CLAMP, LOOP.....	1
6	PAFZZ	5305013264921	75755	19M7862	SCREW, CAP, HEXAGON H.....	1
7	PAFZZ		3H244	RE515350	OIL PAN.....	1
8	PAFZZ		90598	FG7BN	OIL DRAIN VALVE.....	1
9	PAFZZ		2V507	5011T181	CLAMP, HOSE.....	3
10	PAFZZ		2V507	51195K34-1.18	TUBE, RUBBER.....	1
11	PAFZZ		90598	78222	90 DEG. FITTING.....	1
12	PAFZZ		2V507	51195K34-19.38	TUBE, RUBBER.....	1
13	PAFZZ	5305009846212	80205	MS35206-265	SCREW, MACHINE.....	1
14	PAFZZ	5310000145850	96906	MS27183-42	WASHER, FLAT.....	2
15	PAFZZ		96906	MS21919WDG13	CLAMP.....	1
16	PAFZZ	5310000453296	80205	MS35338-43	WASHER, LOCK.....	1
17	PAFZZ		90598	78215-1	BRACKET, HOSE.....	1
18	PAFZZ	5310009349758	80205	MS35649-202	NUT, PLAIN, HEXAGON.....	1

END OF FIGURE

FIELD REPAIR PARTS AND SPECIAL TOOLS LIST (RPSTL)

FUEL PUMPING ASSEMBLY
REPAIR PARTS AND SPECIAL TOOLS LIST
UNIT, DIRECT SUPPORT AND GENERAL SUPPORT MAINTENANCE
350 GALLONS PER MINUTE (GPM),
275 FOOT HEAD NSN 4320-01-524-4467

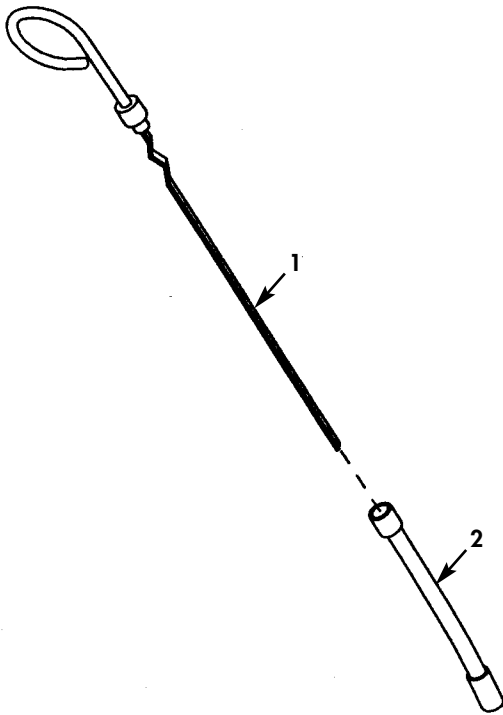
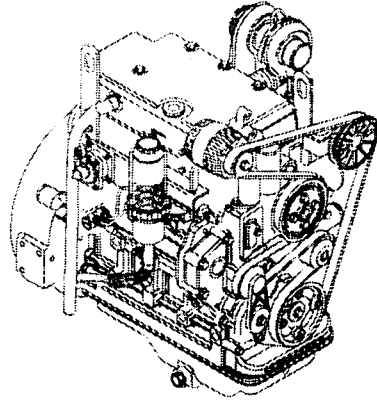


Figure 27. Dipstick.

(1) ITEM NO	(2) SMR CODE	(3) NSN	(4) CAGEC	(5) PART NUMBER	(6) DESCRIPTION AND USABLE ON CODES (UOC)	(7) QTY
-------------------	--------------------	------------	--------------	-----------------------	--	------------

GROUP 0003 ENGINE LUBRICATING SYSTEM

FIG. 27 DIPSTICK

1	PAOZZ		3H244	RE518407	GAGE ROD, LIQUID LEV.....	1
2	PAOZZ		3H244	R500116	FILLER NECK, VEHICUL.....	1

END OF FIGURE

FIELD REPAIR PARTS AND SPECIAL TOOLS LIST (RPSTL)

FUEL PUMPING ASSEMBLY
 REPAIR PARTS AND SPECIAL TOOLS LIST
 UNIT, DIRECT SUPPORT AND GENERAL SUPPORT MAINTENANCE
 350 GALLONS PER MINUTE (GPM),
 275 FOOT HEAD NSN 4320-01-524-4467

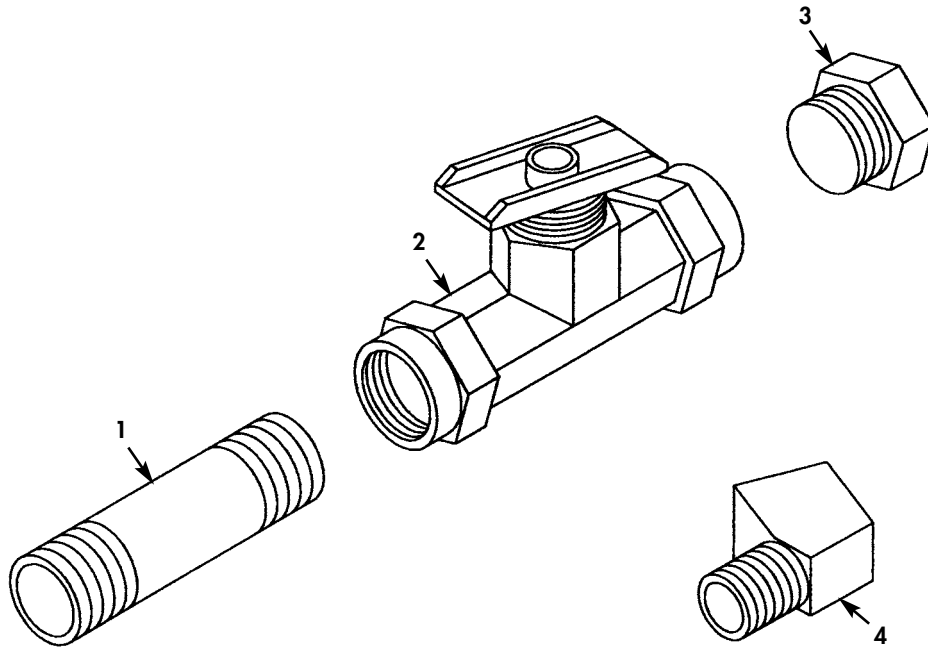


Figure 28. Needle Valve and Elbow.

(1) ITEM NO	(2) SMR CODE	(3) NSN	(4) CAGEC	(5) PART NUMBER	(6) DESCRIPTION AND USABLE ON CODES (UOC)	(7) QTY
GROUP 0003 ENGINE LUBRICATING SYSTEM						
FIG. 28 NEEDLE VALVE AND ELBOW						
1	PAFZZ		3H244	KBC202	COUPLING, PIPE.....	1
2	PAFZZ		3H244	6800	VALVE, FLOW CONTROL.....	1
3	PAFZZ		3H244	KBD302	BUTTON, PLUG.....	1
4	PAFZZ		3H244	KBA402	ELBOW, PIPE.....	1

END OF FIGURE

FIELD REPAIR PARTS AND SPECIAL TOOLS LIST (RPSTL)

FUEL PUMPING ASSEMBLY
REPAIR PARTS AND SPECIAL TOOLS LIST
UNIT, DIRECT SUPPORT AND GENERAL SUPPORT MAINTENANCE
350 GALLONS PER MINUTE (GPM),
275 FOOT HEAD NSN 4320-01-524-4467

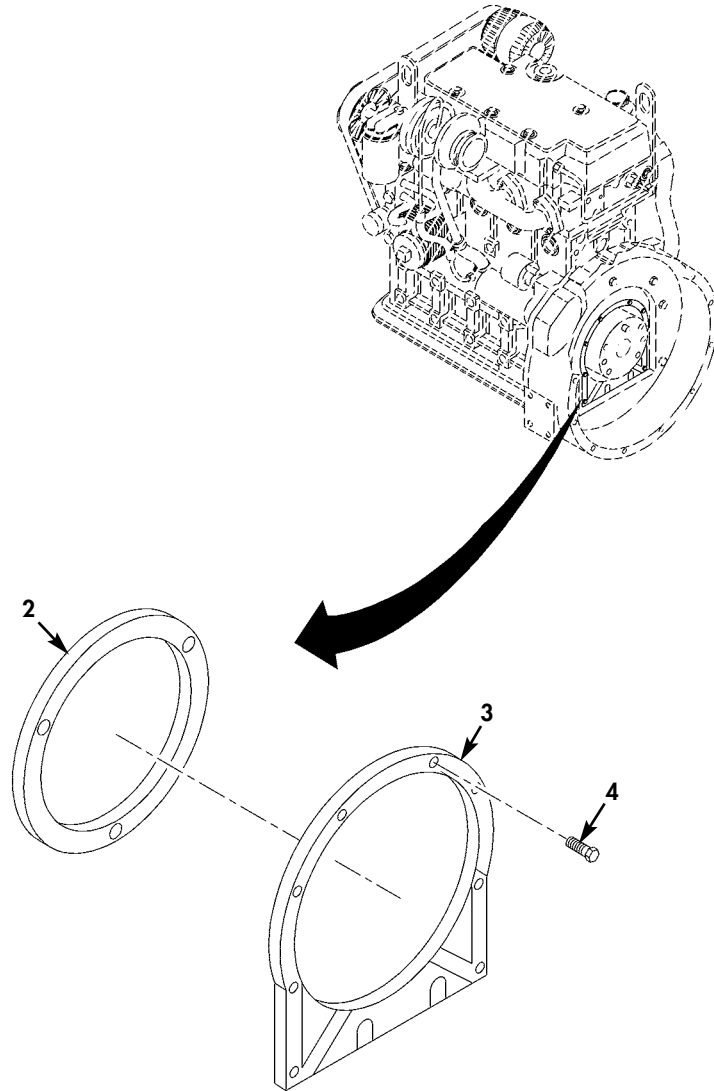
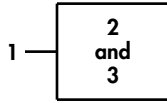


Figure 29. Rear Oil Seal.

(1) ITEM NO	(2) SMR CODE	(3) NSN	(4) CAGEC	(5) PART NUMBER	(6) DESCRIPTION AND USABLE ON CODES (UOC)	(7) QTY
GROUP 0003 REAR OIL SEAL ASSEMBLY						
FIG. 29 REAR OIL SEAL						
1	PAFFZ		3H244	RE521003	SEAL, PLAIN.....	1
2	PBFZZ	5330013079409	75160	RE44574	.SEAL, PLAIN.....	1
3	XAFZZ		3H244	RE521003-NHA	.SEAL PLATE.....	1
4	PAFZZ	5306014701391	66836	19M7796	BOLT, MACHINE.....	8

END OF FIGURE

FIELD REPAIR PARTS AND SPECIAL TOOLS LIST (RPSTL)

FUEL PUMPING ASSEMBLY
REPAIR PARTS AND SPECIAL TOOLS LIST
UNIT, DIRECT SUPPORT AND GENERAL SUPPORT MAINTENANCE
350 GALLONS PER MINUTE (GPM),
275 FOOT HEAD NSN 4320-01-524-4467

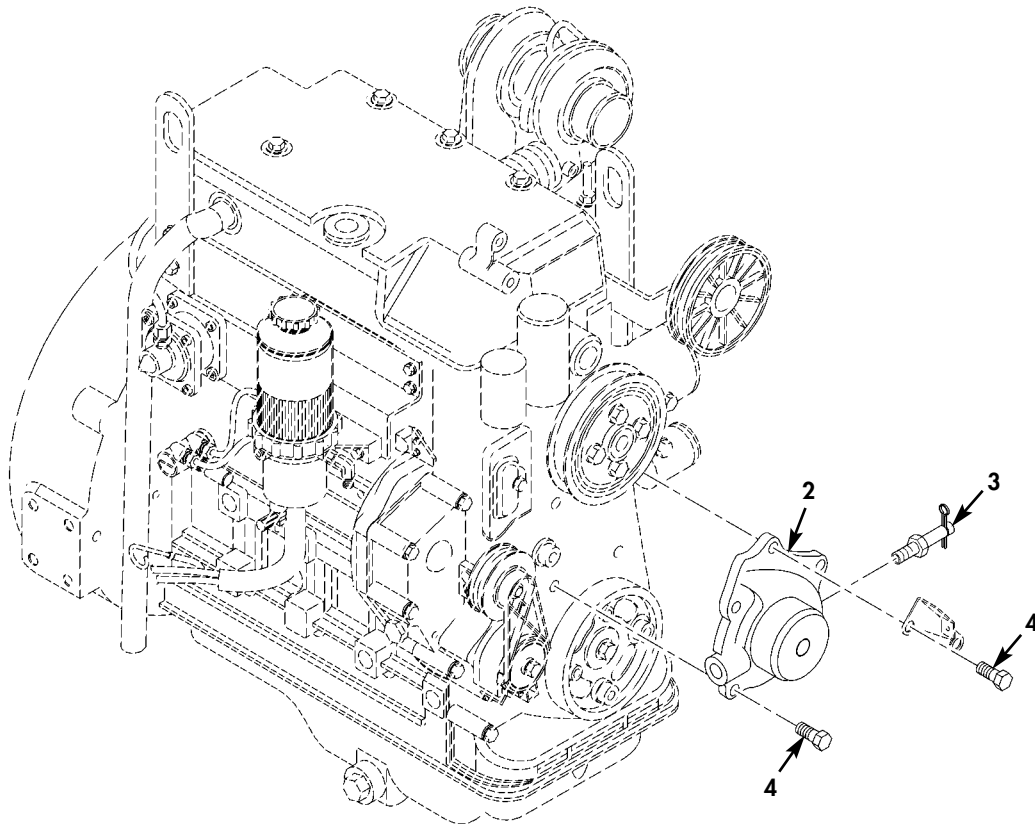
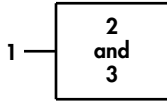


Figure 30. Engine Cooling System Pump.

(1) ITEM NO	(2) SMR CODE	(3) NSN	(4) CAGEC	(5) PART NUMBER	(6) DESCRIPTION AND USABLE ON CODES (UOC)	(7) QTY
GROUP 0003 ENGINE COOLING SYSTEM						
FIG. 30 ENGINE COOLING SYSTEM PUMP						
1	PBFFZ		3H244	RE518520	PUMP,COOLING SYSTEM.....	1
2	XAFZZ		3H244	RE518520-NHA	.WATER PUMP BASIC.....	1
3	PAFZZ	2815011169141	75755	AT13740	.COCK,DRAIN.....	1
4	PAFZZ	5305015496355	3H244	R106826	SCREW,CAP,HEXAGON H.....	5

END OF FIGURE

FIELD REPAIR PARTS AND SPECIAL TOOLS LIST (RPSTL)

FUEL PUMPING ASSEMBLY
REPAIR PARTS AND SPECIAL TOOLS LIST
UNIT, DIRECT SUPPORT AND GENERAL SUPPORT MAINTENANCE
350 GALLONS PER MINUTE (GPM),
275 FOOT HEAD NSN 4320-01-524-4467

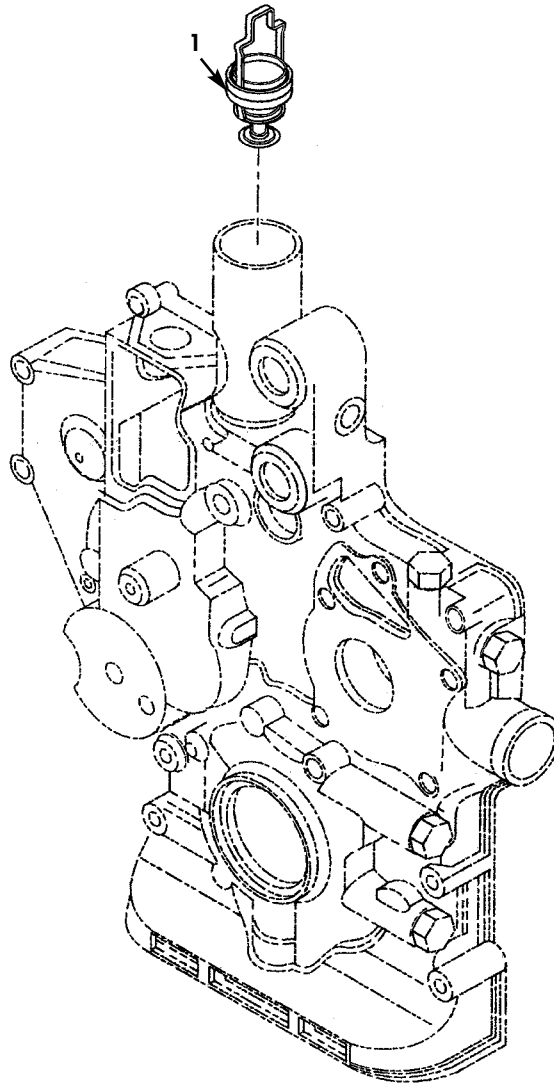


Figure 31. Thermostat.

(1) ITEM NO	(2) SMR CODE	(3) NSN	(4) CAGEC	(5) PART NUMBER	(6) DESCRIPTION AND USABLE ON CODES (UOC)	(7) QTY
-------------------	--------------------	------------	--------------	-----------------------	--	------------

GROUP 0003 ENGINE COOLING SYSTEM

FIG. 31 THERMOSTAT

1	PBOZZ		3H244	RE506111	SWITCH, THERMOSTATIC.....	1
---	-------	--	-------	----------	---------------------------	---

END OF FIGURE

FIELD REPAIR PARTS AND SPECIAL TOOLS LIST (RPSTL)

FUEL PUMPING ASSEMBLY
 REPAIR PARTS AND SPECIAL TOOLS LIST
 UNIT, DIRECT SUPPORT AND GENERAL SUPPORT MAINTENANCE
 350 GALLONS PER MINUTE (GPM),
 275 FOOT HEAD NSN 4320-01-524-4467

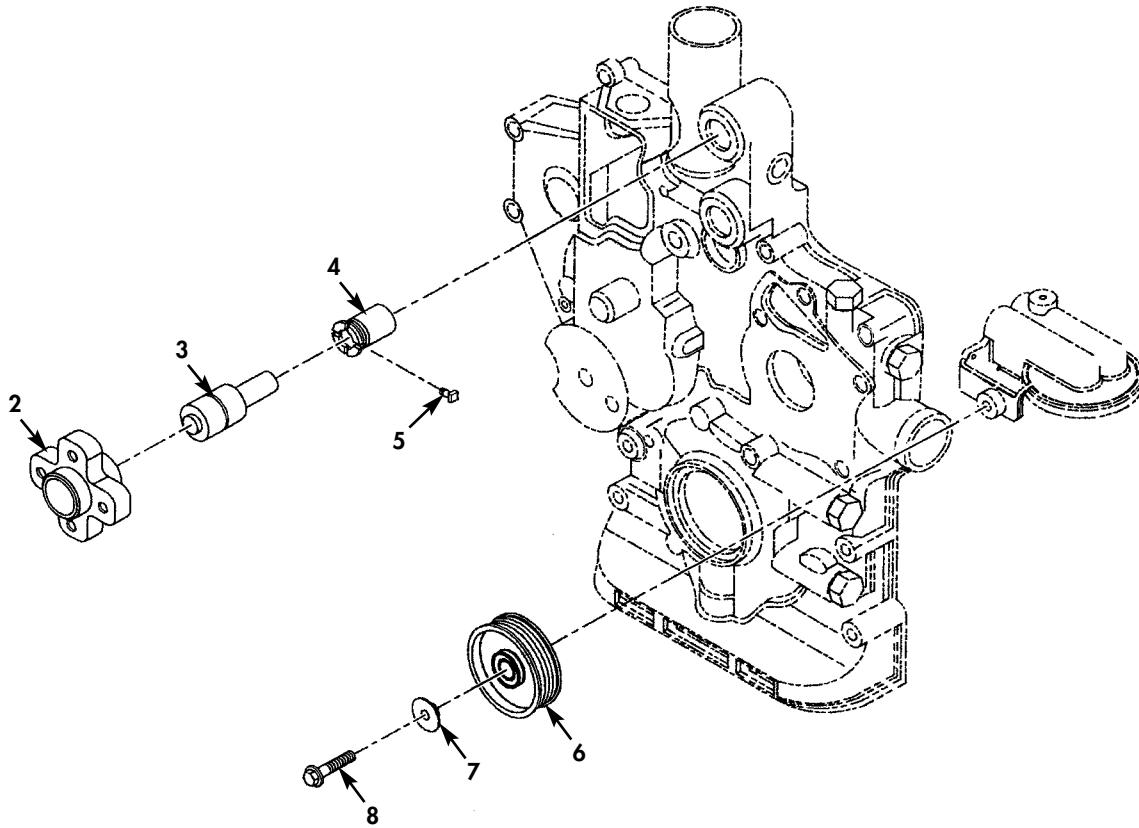
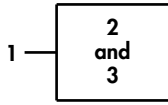


Figure 32. Fan Drive and Idler Pulley.

(1) ITEM NO	(2) SMR CODE	(3) NSN	(4) CAGEC	(5) PART NUMBER	(6) DESCRIPTION AND USABLE ON CODES (UOC)	(7) QTY
GROUP 0003 ENGINE COOLING SYSTEM						
FIG. 32 FAN DRIVE AND IDLER PULLEY						
1	PAFFZ		3H244	RE505621	HUB, FAN CLUTCH.....	1
2	XAFZZ		3H244	RE505621-NHA	.HUB BASIC.....	1
3	PAFZZ		3H244	R520229	.BEARING, SLEEVE.....	1
4	PAFZZ		3H244	R519436	NUT, TUBE COUPLING.....	1
5	PAFZZ		3H244	22M7171	SETSCREW.....	1
6	PAFZZ		3H244	IDLERCK24	PULLEY, GROOVE.....	1
7	PAFZZ		3H244	R515135	BUSHING, SLEEVE.....	1
8	PAFZZ		3H244	R153677	SCREW, CAP, HEXAGON H.....	1

END OF FIGURE

FIELD REPAIR PARTS AND SPECIAL TOOLS LIST (RPSTL)

FUEL PUMPING ASSEMBLY
REPAIR PARTS AND SPECIAL TOOLS LIST
UNIT, DIRECT SUPPORT AND GENERAL SUPPORT MAINTENANCE
350 GALLONS PER MINUTE (GPM),
275 FOOT HEAD NSN 4320-01-524-4467

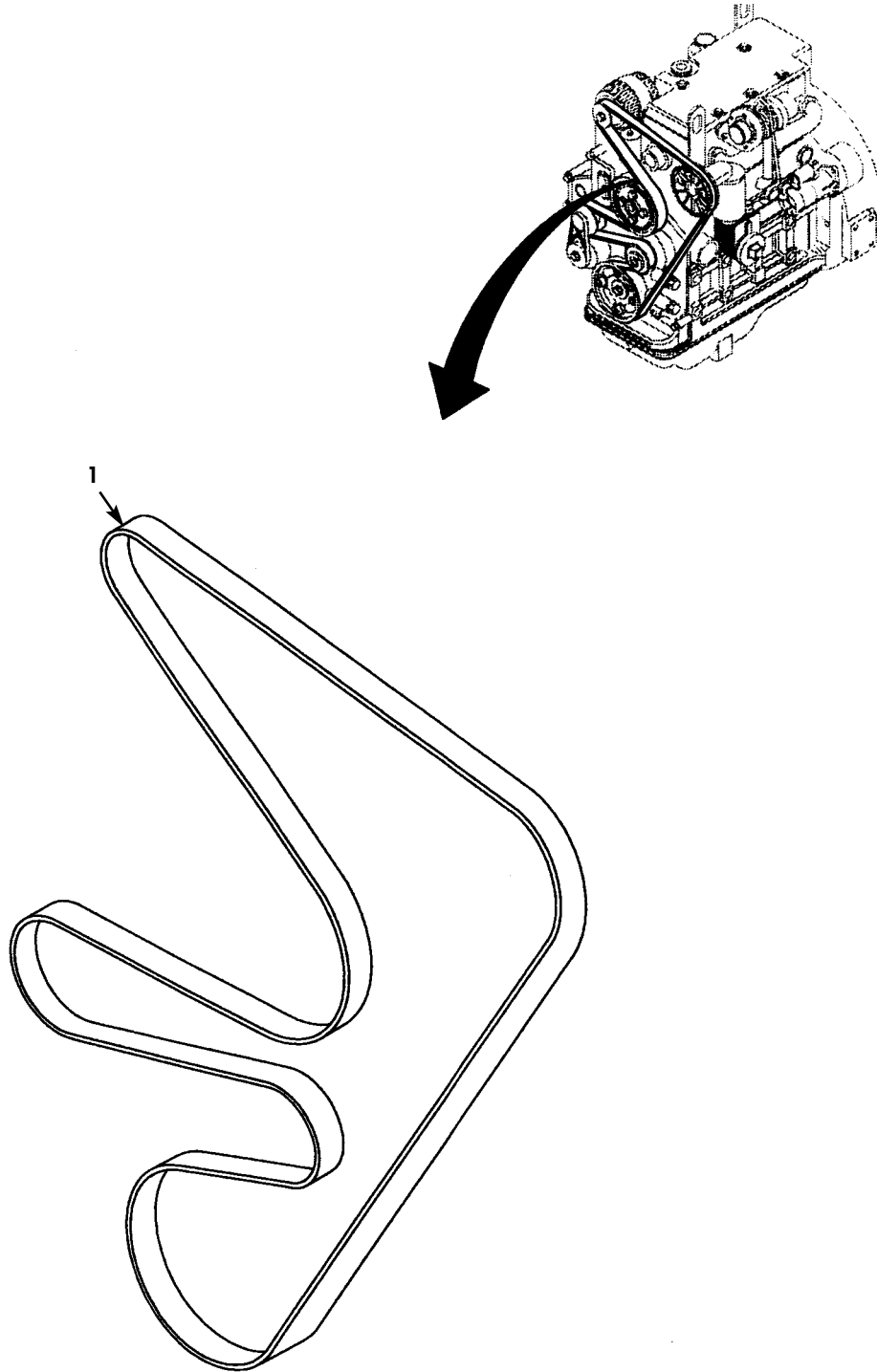


Figure 33. Fan Belt.

(1) ITEM NO	(2) SMR CODE	(3) NSN	(4) CAGEC	(5) PART NUMBER	(6) DESCRIPTION AND USABLE ON CODES (UOC)	(7) QTY
GROUP 0003 ENGINE COOLING SYSTEM						
FIG. 33 FAN BELT						
1	PBOZZ		3H244	BELTCK24	BELT,V.....	1

END OF FIGURE

FIELD REPAIR PARTS AND SPECIAL TOOLS LIST (RPSTL)

FUEL PUMPING ASSEMBLY
REPAIR PARTS AND SPECIAL TOOLS LIST
UNIT, DIRECT SUPPORT AND GENERAL SUPPORT MAINTENANCE
350 GALLONS PER MINUTE (GPM),
275 FOOT HEAD NSN 4320-01-524-4467

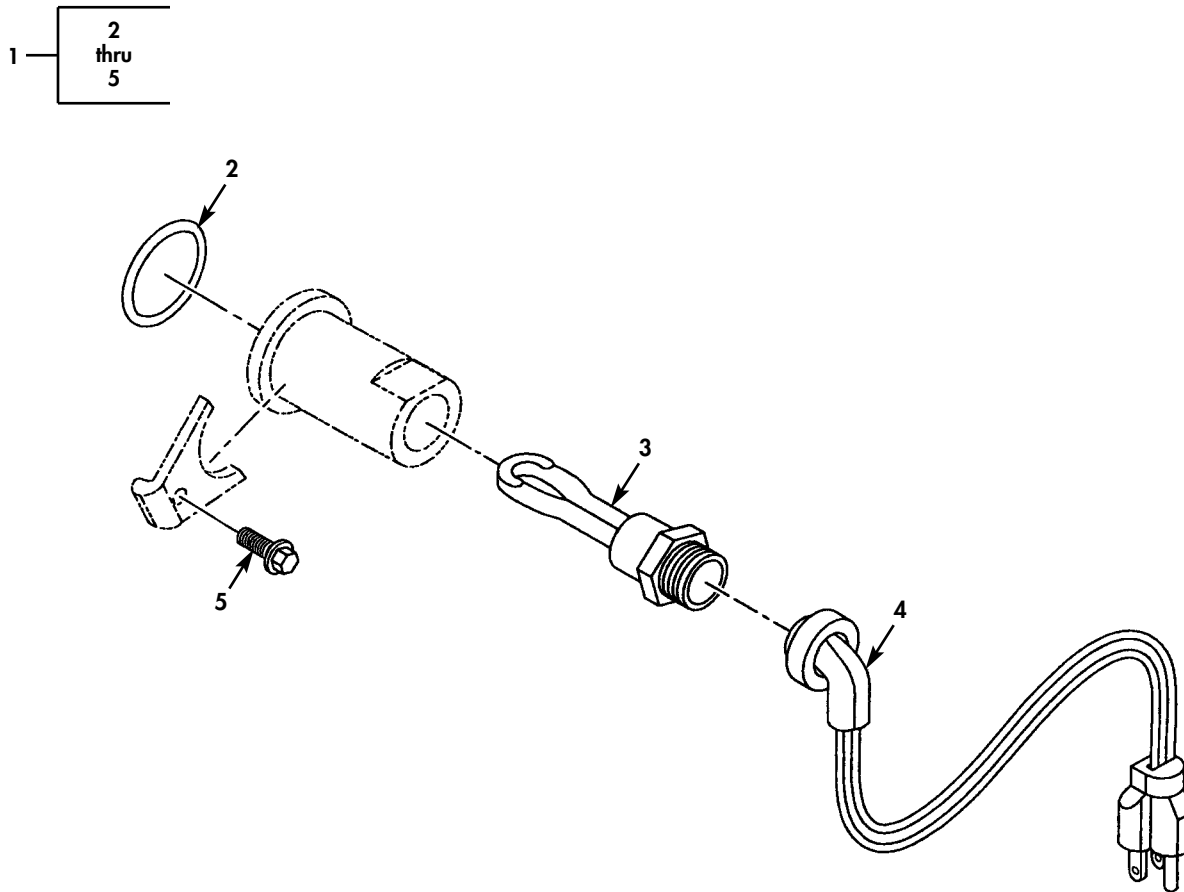


Figure 34. Engine Coolant Heater.

(1) ITEM NO	(2) SMR CODE	(3) NSN	(4) CAGEC	(5) PART NUMBER	(6) DESCRIPTION AND USABLE ON CODES (UOC)	(7) QTY
GROUP 0003 ENGINE COOLING SYSTEM						
FIG. 34 ENGINE COOLANT HEATER						
1	PAOOZ		3H244	RE520167	KIT, COOLANT HEATER.....	1
2	PAOZZ		3H244	T81684	.O-RING.....	1
3	PAOZZ		3H244	RE520488	.SWITCH, THERMOSTATIC.....	1
4	PAOZZ	5995012558701	75160	AR50411	.CORD ASSEMBLY, ELECT.....	1
5	PAOZZ	5305013264921	75755	19M7862	.SCREW, CAP, HEXAGON H.....	1

END OF FIGURE

FIELD REPAIR PARTS AND SPECIAL TOOLS LIST (RPSTL)

FUEL PUMPING ASSEMBLY
 REPAIR PARTS AND SPECIAL TOOLS LIST
 UNIT, DIRECT SUPPORT AND GENERAL SUPPORT MAINTENANCE
 350 GALLONS PER MINUTE (GPM),
 275 FOOT HEAD NSN 4320-01-524-4467

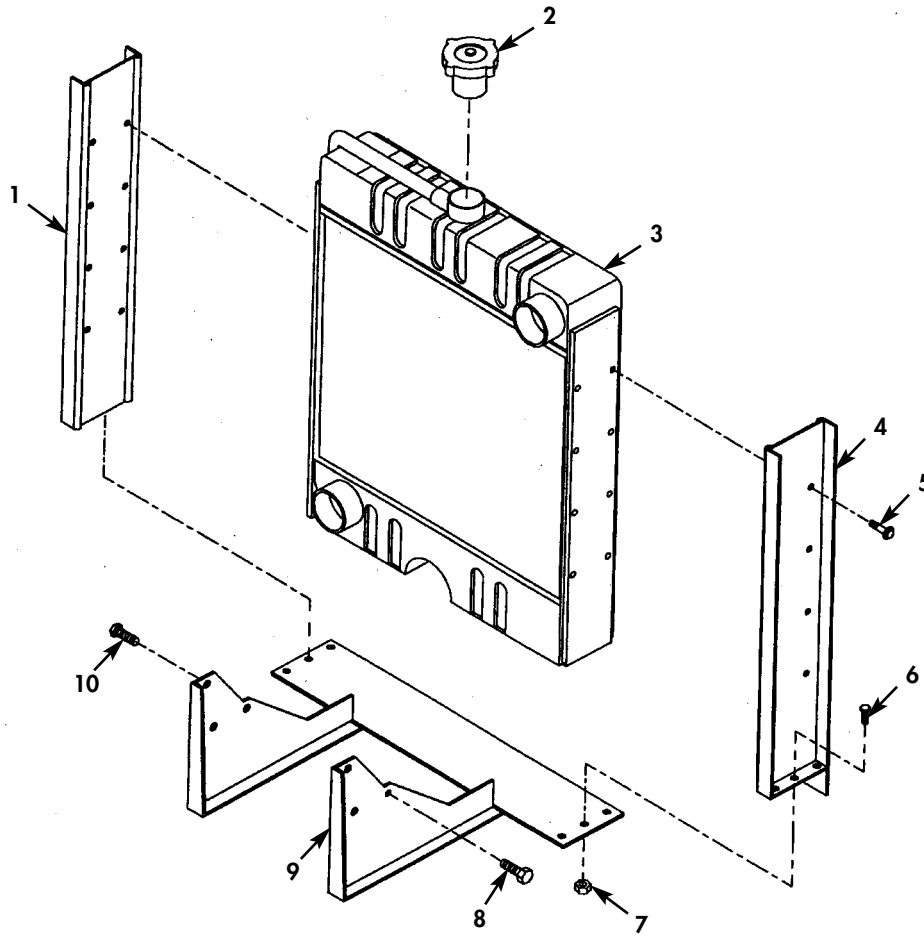


Figure 35. Radiator (Sheet 1 of 3).

FUEL PUMPING ASSEMBLY
REPAIR PARTS AND SPECIAL TOOLS LIST
UNIT, DIRECT SUPPORT AND GENERAL SUPPORT MAINTENANCE
350 GALLONS PER MINUTE (GPM),
275 FOOT HEAD NSN 4320-01-524-4467

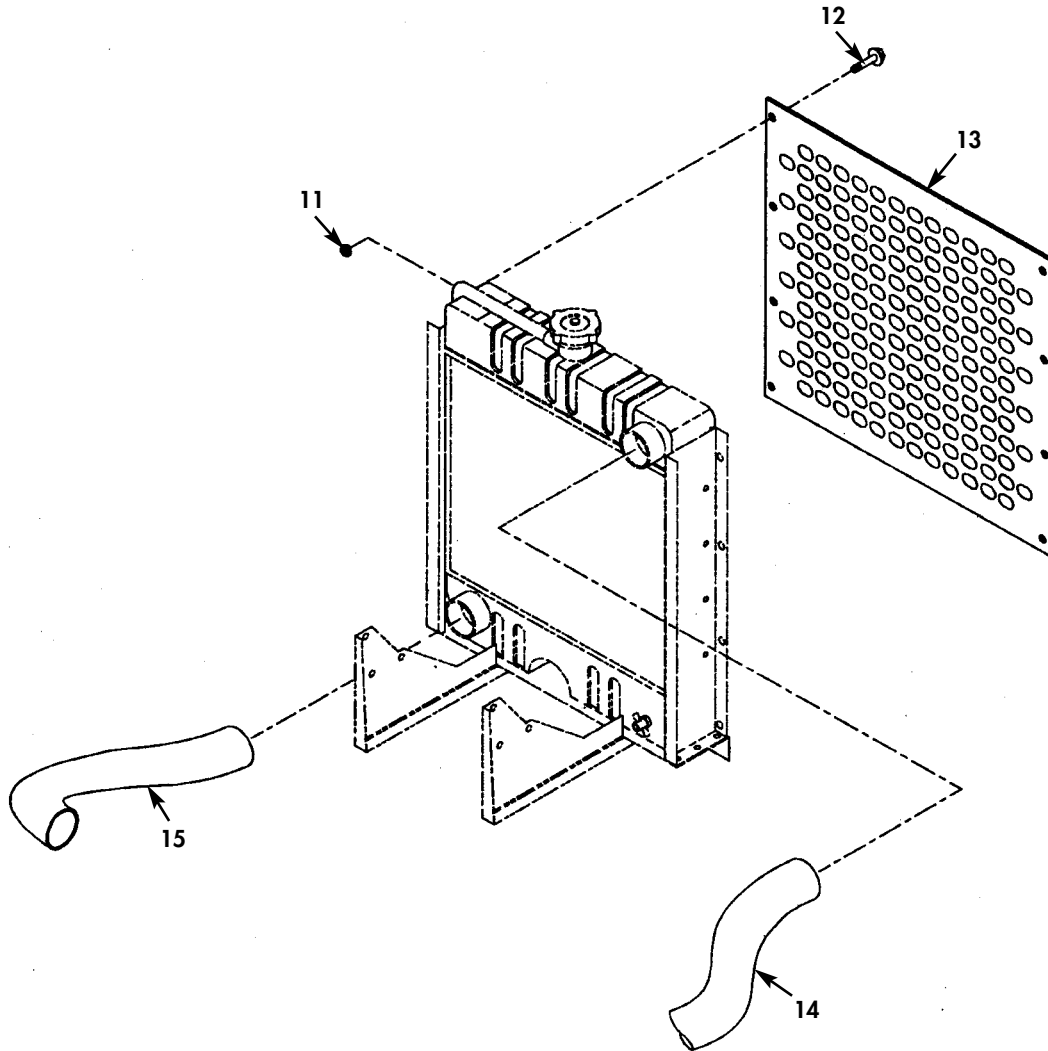


Figure 35. Radiator (Sheet 2 of 3).

FUEL PUMPING ASSEMBLY
REPAIR PARTS AND SPECIAL TOOLS LIST
UNIT, DIRECT SUPPORT AND GENERAL SUPPORT MAINTENANCE
350 GALLONS PER MINUTE (GPM),
275 FOOT HEAD NSN 4320-01-524-4467

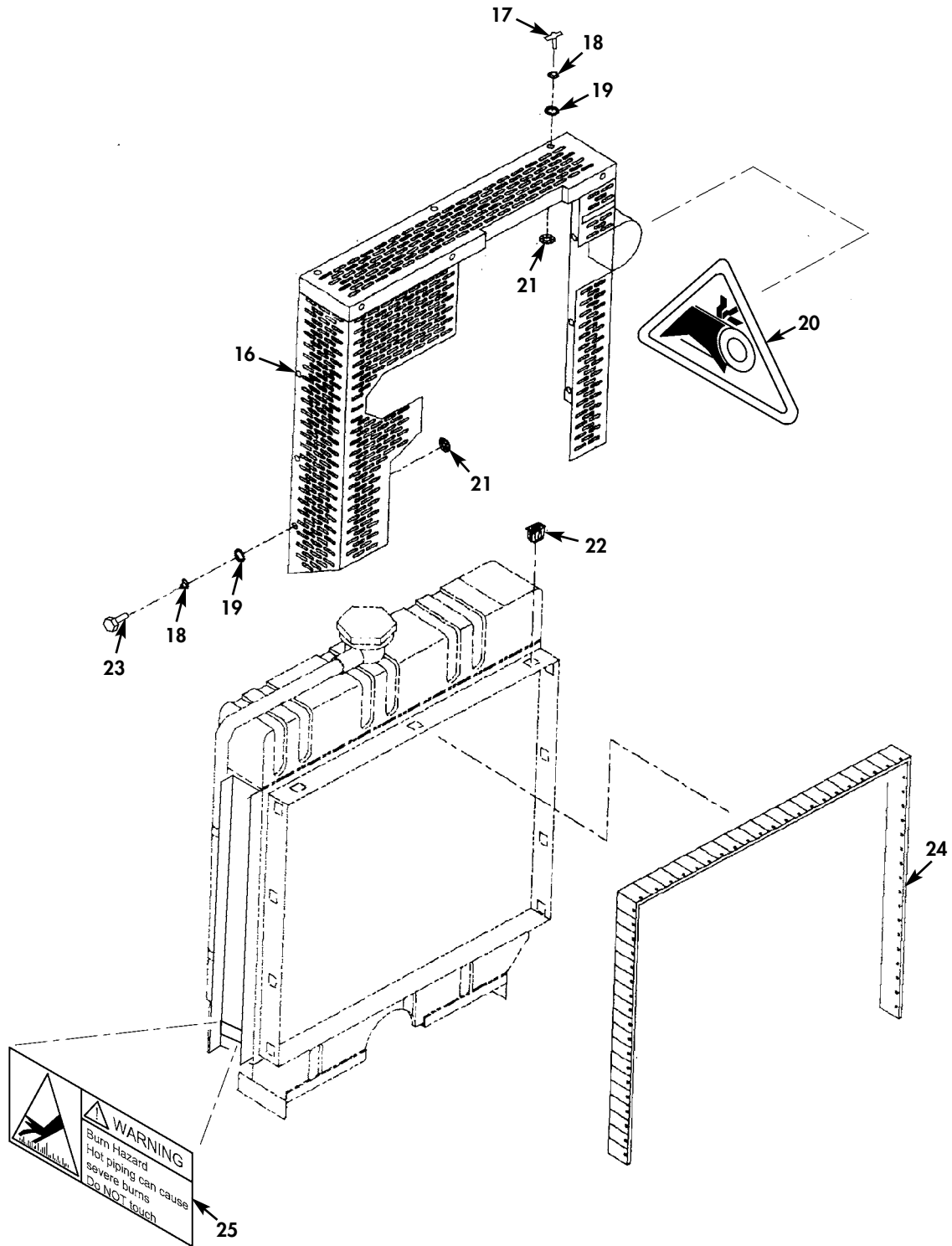


Figure 35 Radiator (Sheet 3 of 3).

(1) ITEM NO	(2) SMR CODE	(3) NSN	(4) CAGEC	(5) PART NUMBER	(6) DESCRIPTION AND USABLE ON CODES (UOC)	(7) QTY
GROUP 0003 ENGINE COOLING SYSTEM						
FIG. 35 RADIATOR						
1	PBOZZ		3H244	RADLEG24L	FRAME SECTION, STRUC.....	1
2	PAOZZ		3H244	613CAP	CAP, FILLER OPENING.....	1
3	PAOZZ		3H244	24MOD613B	RADIATOR, ENGINE COO.....	1
4	PBOZZ		3H244	RADLEG24R	FRAME SECTION. STRUC.....	1
5	PAOZZ	5306014601582	3H244	ABN060075	BOLT, MACHINE.....	16
6	PAOZZ		3H244	ABN08015	SCREW, CAP, HEXAGON H.....	6
7	PAOZZ		3H244	ABNN08	NUT, SELF-LOCKING, HE.....	6
8	PAOZZ		3H244	ABNM16030SER	SCREW, CAP, HEXAGON H.....	2
9	PBOZZ		3H244	MNTFRT24	BRACKET, MOUNTING.....	1
10	PAOZZ		3H244	ABNM16050	SCREW, CAP, HEXAGON H.....	4
11	PAOZZ	5310015492499	3H244	ABNN04	NUT, SELF-LOCKING, HE.....	8
12	PAOZZ		3H244	ABN040075	SCREW, CAP, HEXAGON H.....	8
13	XDOZZ		3H244	COREGRD24	GUARD, RADIATOR.....	1
14	PBOZZ		3H244	68900184	HOSE, NONMETALLIC.....	1
15	PBOZZ		3H244	68900183	HOSE, NONMETALLIC.....	1
16	PAOZZ		3H244	CKGUARD24	GUARD, FAN IMPELLER.....	1
17	PAOZZ	5325013149985	94222	82-12-320-16	STUD, TURNLOCK FASTE.....	6
18	PAOZZ	5310015498947	3H244	43-13-1-24/5	WASHER, SPRING TENSI.....	14
19	PAOZZ	5310008760086	94222	82-46-101-41	WASHER, RECESSED.....	14
20	PAOZZ		60703	8014H150	WARNING LABEL.....	1

(1) ITEM NO	(2) SMR CODE	(3) NSN	(4) CAGEC	(5) PART NUMBER	(6) DESCRIPTION AND USABLE ON CODES (UOC)	(7) QTY
21	PAOZZ	5310011220953	94222	82-32-201-20	PUSH ON NUT.....	14
22	PAOZZ	5325012375317	94222	82-35-309-56	RECEPTACLE, TURNLOCK.....	14
23	PAOZZ	5325011831401	94222	82-12-300-16	STUD, TURNLOCK FASTE.....	8
24	PAOZZ		3H244	099-946-06-81	GASKET.....	1
25	PAOZZ		06853	233107	WARNING LABEL.....	1

END OF FIGURE

FIELD REPAIR PARTS AND SPECIAL TOOLS LIST (RPSTL)

FUEL PUMPING ASSEMBLY
REPAIR PARTS AND SPECIAL TOOLS LIST
UNIT, DIRECT SUPPORT AND GENERAL SUPPORT MAINTENANCE
350 GALLONS PER MINUTE (GPM),
275 FOOT HEAD NSN 4320-01-524-4467

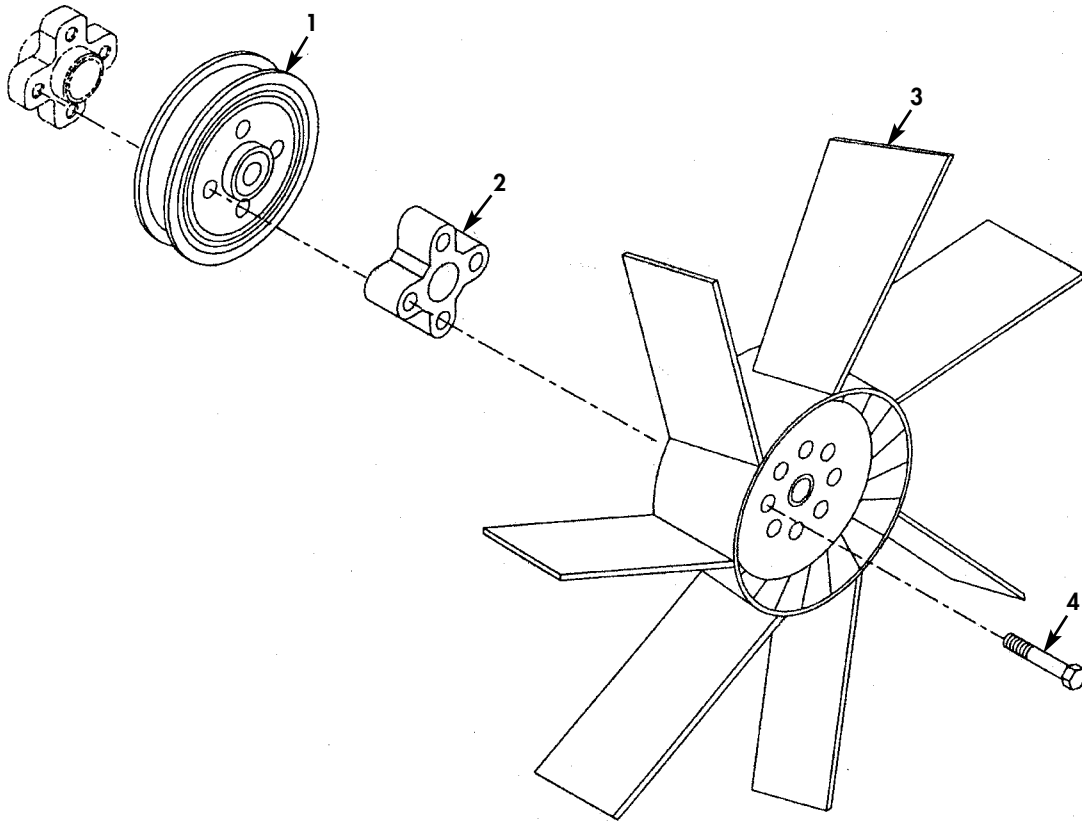


Figure 36. Fan Pulley and Cooling Fan.

(1) ITEM NO	(2) SMR CODE	(3) NSN	(4) CAGEC	(5) PART NUMBER	(6) DESCRIPTION AND USABLE ON CODES (UOC)	(7) QTY
GROUP 0003 ENGINE COOLING SYSTEM						
FIG. 36 FAN PULLEY AND COOLING FAN						
1	PAOZZ		3H244	R505808	PULLEY,GROOVE.....	1
2	PAOZZ		3H244	30D2FS	SPACER,SLEEVE.....	1
3	PAOZZ		3H244	CRW181035PAG	FAN,TUBEAXIAL.....	1
4	PAOZZ		3H244	ABNM08080	SCREW,CAP,HEXAGON H.....	4

END OF FIGURE

FIELD REPAIR PARTS AND SPECIAL TOOLS LIST (RPSTL)

FUEL PUMPING ASSEMBLY
REPAIR PARTS AND SPECIAL TOOLS LIST
UNIT, DIRECT SUPPORT AND GENERAL SUPPORT MAINTENANCE
350 GALLONS PER MINUTE (GPM),
275 FOOT HEAD NSN 4320-01-524-4467

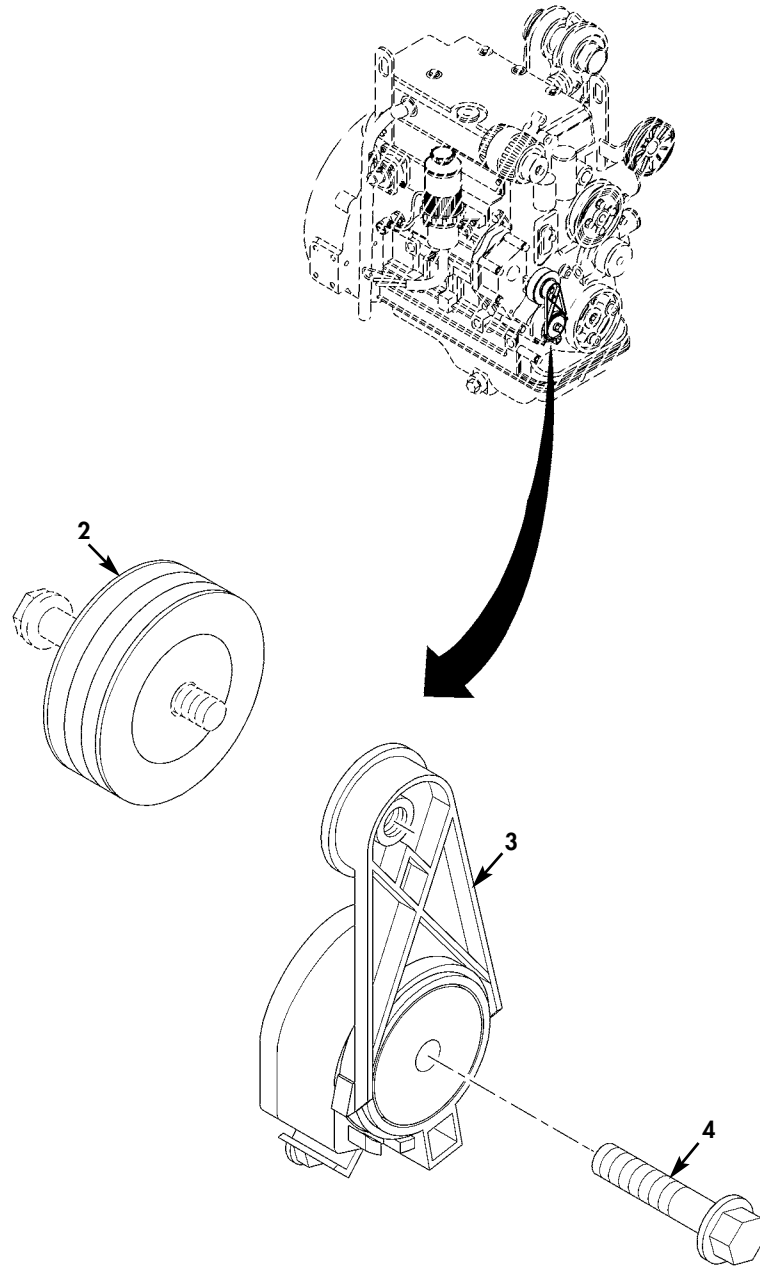
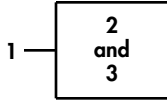


Figure 37. Belt Tensioner.

(1) ITEM NO	(2) SMR CODE	(3) NSN	(4) CAGEC	(5) PART NUMBER	(6) DESCRIPTION AND USABLE ON CODES (UOC)	(7) QTY
GROUP 0003 ENGINE COOLING SYSTEM						
FIG. 37 BELT TENSIONER						
1	PAOOZ		3H244	RE509517	ADJUSTING DEVICE, BE.....	1
2	PAOZZ		3H244	TENSIONCK24	.PULLEY, GROOVE.....	1
3	XAOZZ		3H244	RE509517-NHA	.BELT TENSIONER.....	1
4	PAOZZ	5306015142523	02YK8	19M8844	BOLT, MACHINE.....	1

END OF FIGURE

FIELD REPAIR PARTS AND SPECIAL TOOLS LIST (RPSTL)

FUEL PUMPING ASSEMBLY
 REPAIR PARTS AND SPECIAL TOOLS LIST
 UNIT, DIRECT SUPPORT AND GENERAL SUPPORT MAINTENANCE
 350 GALLONS PER MINUTE (GPM),
 275 FOOT HEAD NSN 4320-01-524-4467

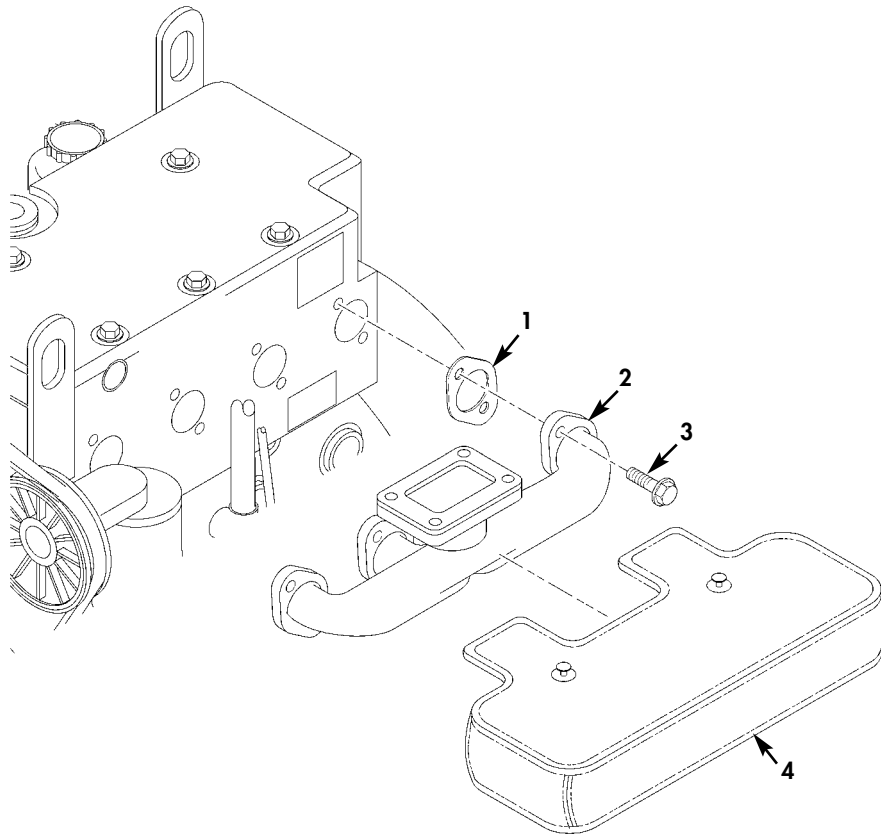


Figure 38. Exhaust Manifold.

(1) ITEM NO	(2) SMR CODE	(3) NSN	(4) CAGEC	(5) PART NUMBER	(6) DESCRIPTION AND USABLE ON CODES (UOC)	(7) QTY
GROUP 0003 ENGINE EHAUST SYSTEM						
FIG. 38 EXHAUST MANIFOLD						
1	PAFZZ		3H244	R515296	GASKET.....	4
2	PAFZZ		3H244	R516637	MANIFOLD, EXHAUST.....	1
3	PAFZZ	5305015489429	3H244	R516662	SCREW, CAP, HEXAGON H.....	8
4	PAOZZ		3H244	FJ231 MANIFOLD	MANIFOLD WRAP.....	1

END OF FIGURE

FIELD REPAIR PARTS AND SPECIAL TOOLS LIST (RPSTL)

FUEL PUMPING ASSEMBLY
 REPAIR PARTS AND SPECIAL TOOLS LIST
 UNIT, DIRECT SUPPORT AND GENERAL SUPPORT MAINTENANCE
 350 GALLONS PER MINUTE (GPM),
 275 FOOT HEAD NSN 4320-01-524-4467

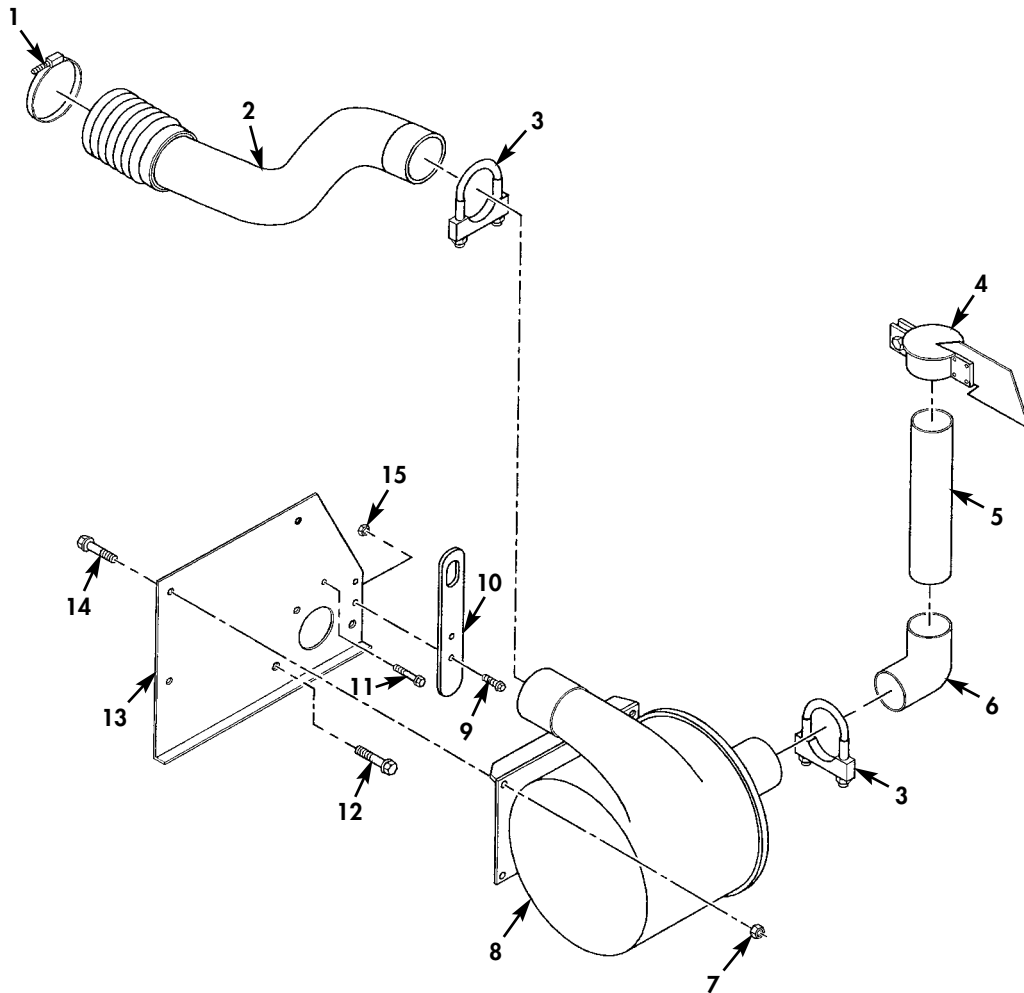


Figure 39. Muffler.

(1) ITEM NO	(2) SMR CODE	(3) NSN	(4) CAGEC	(5) PART NUMBER	(6) DESCRIPTION AND USABLE ON CODES (UOC)	(7) QTY
GROUP 0003 ENGINE EXHAUST SYSTEM						
FIG. 39 MUFFLER						
1	PAOZZ		3H244	J009618	CLAMP, HOSE.....	1
2	PAOZZ		3H244	FLEXEXHEAS	CONDUIT ASSEMBLY, ME.....	1
3	PAOZZ		3H244	RACPC250A1	CLAMP, LOOP.....	2
4	PAOZZ		3H244	P270534	CAP, PROTECTIVE, DUST.....	1
5	PAOZZ		3H244	WAL42596	PIPE, EXHAUST.....	1
6	PAOZZ		3H244	WAL41002	CONNECTOR, EXHAUST P.....	1
7	PAOZZ		3H244	ABNN08	NUT, SELF-LOCKING, HE.....	4
8	PAOZZ		3H244	4903159	MUFFLER, EXHAUST.....	1
9	PAOZZ		3H244	ABNSER0501	SCREW, CAP, HEXAGON H.....	1
10	PAOZZ	5340015498664	3H244	R503788	BRACKET, MOUNTING.....	1
11	PAOZZ		3H244	ABNM08070	SCREW, CAP, HEXAGON H.....	1
12	PAOZZ		3H244	ABNM12060	SCREW, CAP, HEXAGON H.....	2
13	PBOZZ		3H244	24MUFBRK	BRACKET, MOUNTING.....	1
14	PAOZZ		3H244	ABN0801	SCREW, CAP, HEXAGON H.....	4

END OF FIGURE

FIELD REPAIR PARTS AND SPECIAL TOOLS LIST (RPSTL)

FUEL PUMPING ASSEMBLY
REPAIR PARTS AND SPECIAL TOOLS LIST
UNIT, DIRECT SUPPORT AND GENERAL SUPPORT MAINTENANCE
350 GALLONS PER MINUTE (GPM),
275 FOOT HEAD NSN 4320-01-524-4467

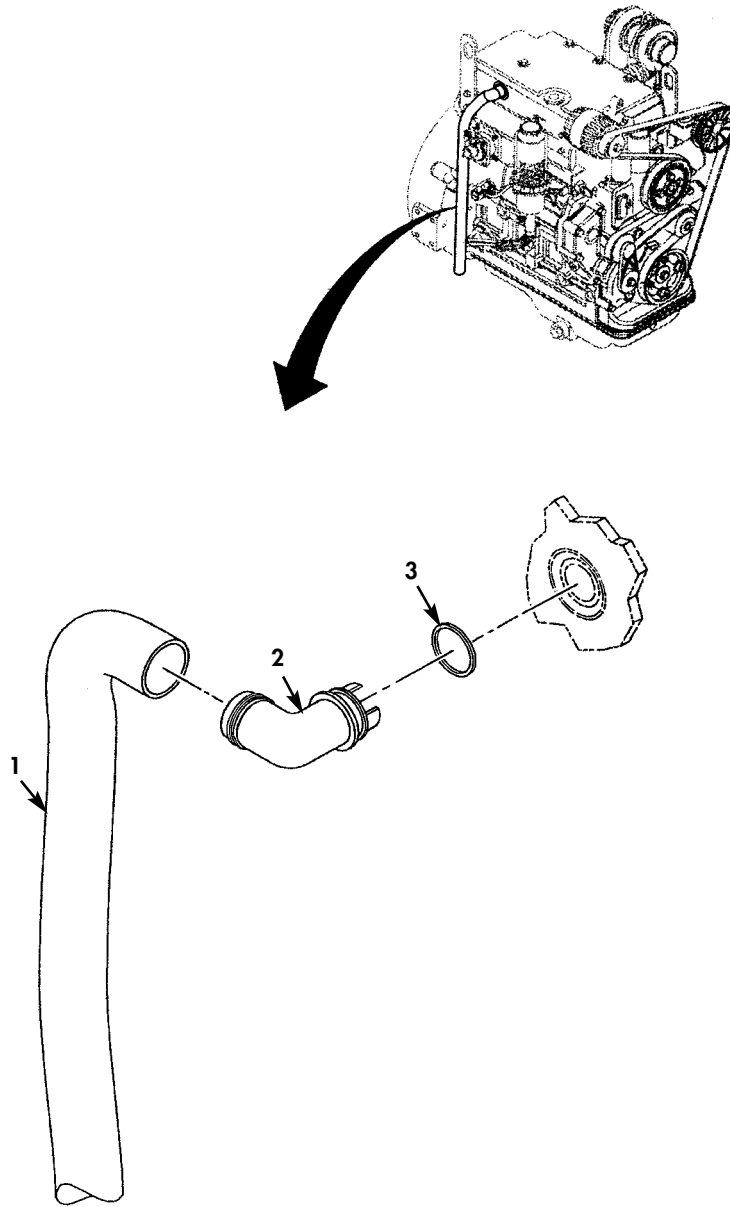


Figure 40. Ventilation System.

(1) ITEM NO	(2) SMR CODE	(3) NSN	(4) CAGEC	(5) PART NUMBER	(6) DESCRIPTION AND USABLE ON CODES (UOC)	(7) QTY
GROUP 0003 ENGINE EHAUST SYSTEM						
FIG. 40 VENTILATION SYSTEM						
1	PAOZZ	4720015312311	1J955	R122401	TUBING, NONMETALLIC.....	1
2	PAOZZ	4730015100051	1J955	R120467	CONNECTOR, MULTIPLE.....	1
3	PAOZZ		3H244	R72328	O-RING.....	1

END OF FIGURE

FIELD REPAIR PARTS AND SPECIAL TOOLS LIST (RPSTL)

FUEL PUMPING ASSEMBLY
 REPAIR PARTS AND SPECIAL TOOLS LIST
 UNIT, DIRECT SUPPORT AND GENERAL SUPPORT MAINTENANCE
 350 GALLONS PER MINUTE (GPM),
 275 FOOT HEAD NSN 4320-01-524-4467

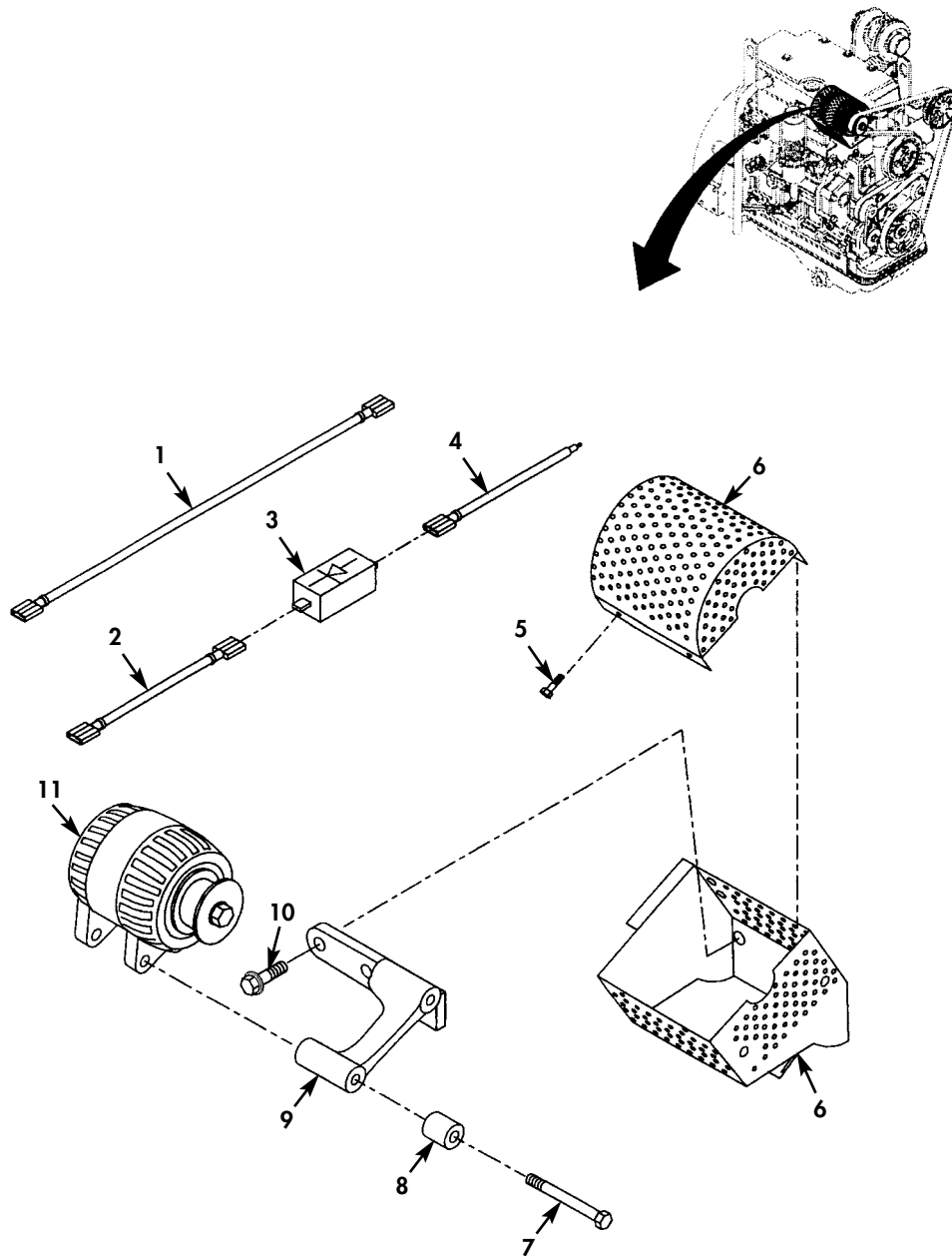


Figure 41. Alternator Group.

(1) ITEM NO	(2) SMR CODE	(3) NSN	(4) CAGEC	(5) PART NUMBER	(6) DESCRIPTION AND USABLE ON CODES (UOC)	(7) QTY
GROUP 0003 ENGINE ELECTRICAL SYSTEM						
FIG. 41 ALTERNATOR GROUP						
1	MFFZZ		90598	78181-14	WIRE ASSEMBLY CUT 56 INCHES OF WIRE (CAGE 81343 P/N MS22759/16-6-9) AND ATTACH LUGS (CAGE 96906 P/N MS25036-122) TO ENDS.....	1
2	MFFZZ		90598	78181-15	WIRE ASSEMBLY CUT 4 INCHES OF WIRE (CAGE 81343 P/N MS22759-16-16-9) AND ATTACH TERMINAL, QUICK DISCONNECT (CAGE 59730 P/N214RB-2577) TO EACH END.....	1
3	PAOZZ		3H244	233959	SEMICONDUCTOR DEVIC.....	1
4	MFFZZ		90598	78181-16	WIRE ASSEMBLY CUT 120 INCHES OF WIRE (CAGE 81343 P/N MS22759/16-16-9) AND ATTACH TERMINAL, QUICK DISCONNECT (CAGE 59730 P/N414RB-2577) TO END.....	1
5	PAOZZ	5305015498607	3H244	GAA5773	SCREW, TAPPING THREA.....	4
6	PBOZZ		3H244	HEMPALT24	HEAT SHIELD, EXHAUST.....	1
7	PAOZZ		3H244	19M7873	SCREW, CAP, HEXAGON H.....	2
8	PAOZZ		3H244	1INX1/2INX.625IN	SPACER, SLEEVE.....	2
9	PAOZZ		3H244	R516376MOD	BRACKET, MOUNTING.....	1
10	PAOZZ		3H244	19M8318	SCREW, CAP, HEXAGON H.....	2
11	PBOZZ		3H244	CK522401	GENERATOR, ENGINE AC.....	1

END OF FIGURE

FIELD REPAIR PARTS AND SPECIAL TOOLS LIST (RPSTL)

FUEL PUMPING ASSEMBLY
 REPAIR PARTS AND SPECIAL TOOLS LIST
 UNIT, DIRECT SUPPORT AND GENERAL SUPPORT MAINTENANCE
 350 GALLONS PER MINUTE (GPM),
 275 FOOT HEAD NSN 4320-01-524-4467

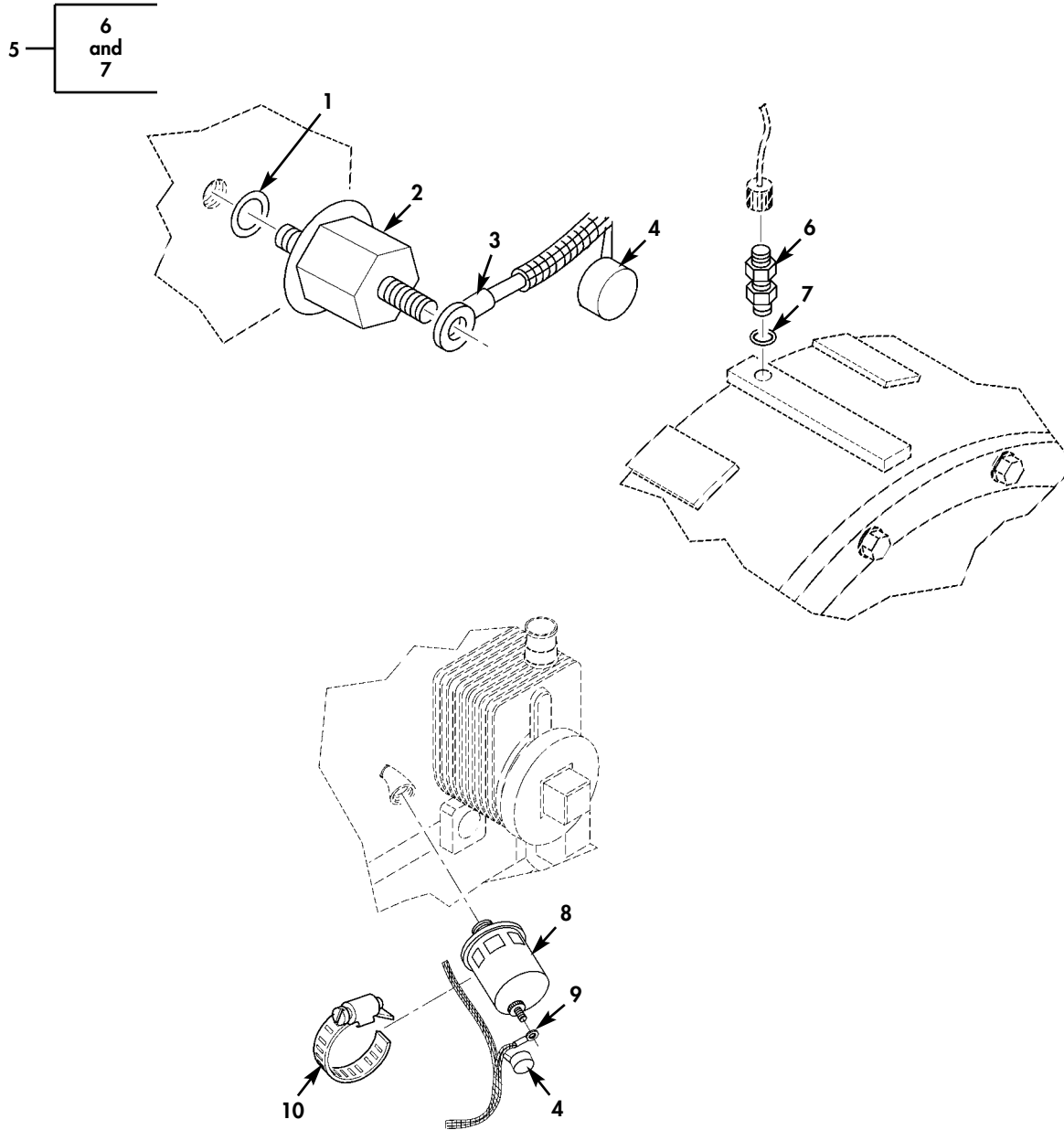


Figure 42. Sensors.

(1) ITEM NO	(2) SMR CODE	(3) NSN	(4) CAGEC	(5) PART NUMBER	(6) DESCRIPTION AND USABLE ON CODES (UOC)	(7) QTY
GROUP 0003 ENGINE ELECTRICAL SYSTEM						
FIG. 42 SENSORS						
1	PAOZZ	5331011010594	75160	R26448	O-RING.....	1
2	PAOZZ		3H244	RE500844	THERMOSTAT,ENGINE W.....	1
3	MFFZZ		90598	78181-29	WIRE ASSEMBLY CUT 124 INCHES OF CABLE (CAGE 81348 P/N MS25036-108) AND ATTACH LUG (CAGE 81343 P/N MS25036-108) TO END.....	1
4	XBFZZ		3H244	4852	PROTECTIVE COVER.....	2
5	PAOOO	2990015111668	75160	RE519144	SENSOR,CRANKSHAFT P.....	1
6	XAOZZ		3H244	RE519144-NHA	.SENSOR,TACH,BASIC.....	1
7	PAOZZ	5330014702010	66836	51M7044	.GASKET.....	1
8	PAOZZ	5930013265473	75160	AT85174	SWITCH,PRESSURE.....	1
9	MFFZZ		90598	78181-28	WIRE ASSEMBLY CUT 110 INCHES OF CABLE (CAGE 81348 P/N M49285/26) AND ATTACH LUG (CAGE 81343 P/N MS25036-153) TO END.....	1
10	PAOZZ		19207	11608950-8	CLAMP,HOSE.....	1

END OF FIGURE

FUEL PUMPING ASSEMBLY
 REPAIR PARTS AND SPECIAL TOOLS LIST
 UNIT, DIRECT SUPPORT AND GENERAL SUPPORT MAINTENANCE
 350 GALLONS PER MINUTE (GPM),
 275 FOOT HEAD NSN 4320-01-524-4467

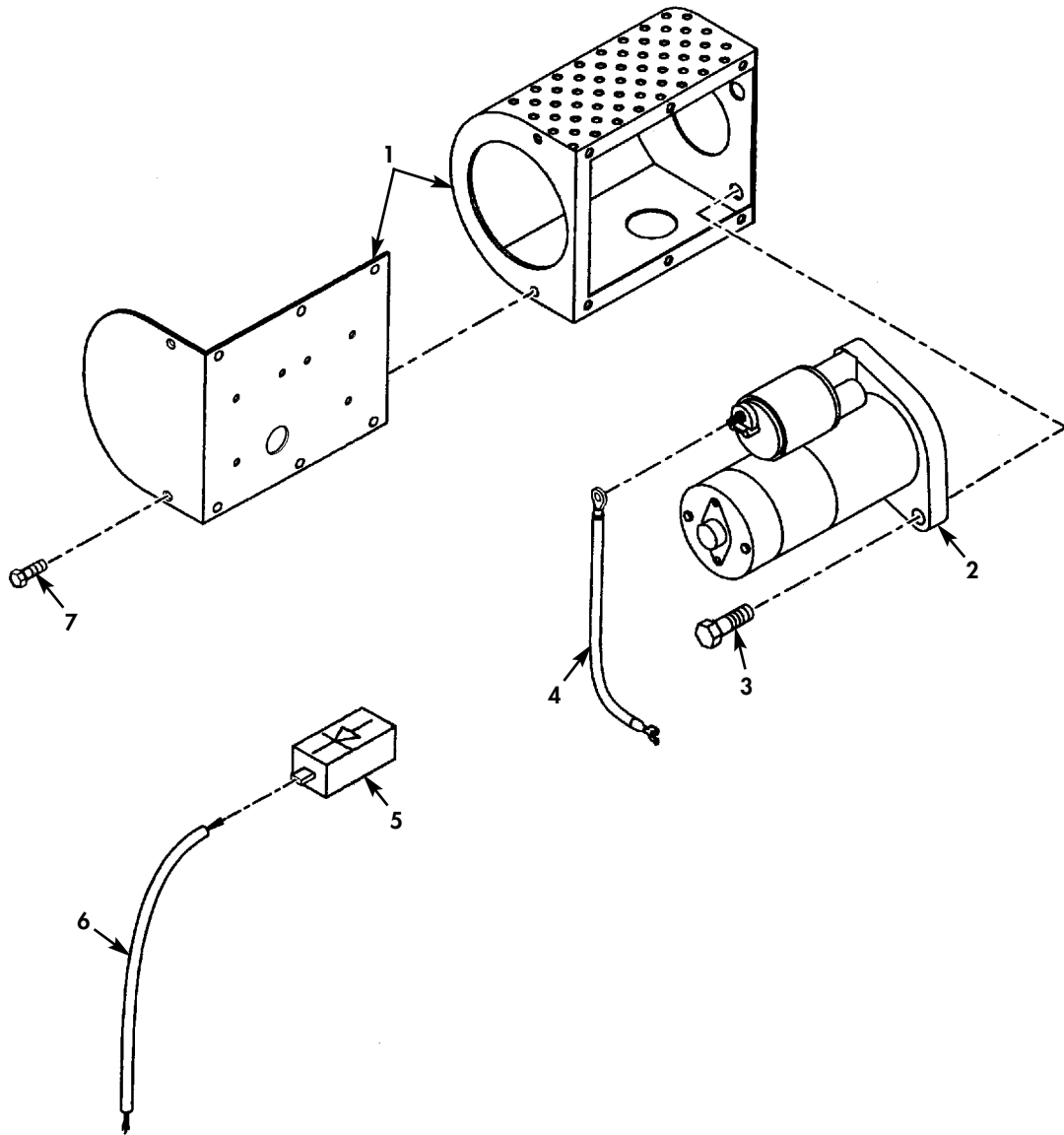


Figure 43. Starter Group and Electrical Relay Box (Sheet 1 of 2).

FUEL PUMPING ASSEMBLY
REPAIR PARTS AND SPECIAL TOOLS LIST
UNIT, DIRECT SUPPORT AND GENERAL SUPPORT MAINTENANCE
350 GALLONS PER MINUTE (GPM),
275 FOOT HEAD NSN 4320-01-524-4467

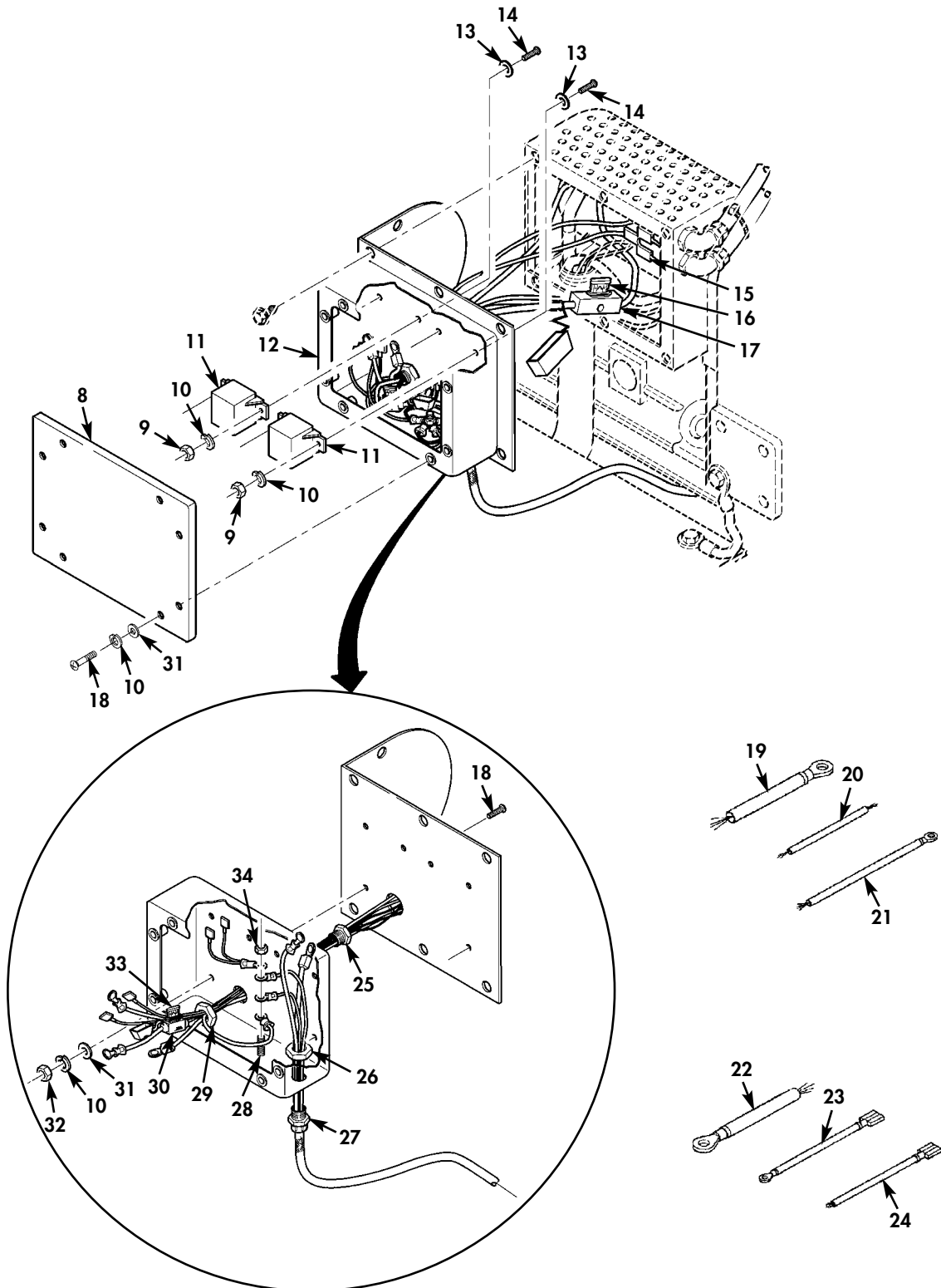


Figure 43. Starter Group and Electrical Relay Box (Sheet 2 of 2).

(1) ITEM NO	(2) SMR CODE	(3) NSN	(4) CAGEC	(5) PART NUMBER	(6) DESCRIPTION AND USABLE ON CODES (UOC)	(7) QTY
GROUP 0003 ENGINE ELECTRICAL SYSTEM						
FIG. 43 STARTER GROUP AND ELECTRICAL RELAY BOX						
1	PBOZZ		3H244	HEMPSTR24	HEAT SHIELD, EXHAUST.....	1
2	PBOZZ		3H244	RE522402	STARTER, UNIT ENGINE.....	1
3	PAOZZ		3H244	DAAS110030	SCREW, CAP, SOCKET HE.....	2
4	MFFZZ		90598	78181-2	WIRE ASSEMBLY CUT 71 INCHES OF WIRE (CAGE 81343 P/NMS22759/16-12-9) AND ATTACH LUG (CAGE 96906 P/N MS25036-114) FORK (CAGE59730 P/N RC10-6FL) TO PROPER LOCATIONS.....	1
5	PAOZZ		3H244	233959	SEMICONDUCTOR DEVIC.....	1
6	MFFZZ		90598	78181-13	WIRE, ELECTRICAL CUT 54 INCHES OF WIRE (CAGE 81343 P/N MS22759/16-12-9)	1
7	PAOZZ	5305015498607	3H244	GAA5773	SCREW, TAPPING THREA.....	8
8	PAOZZ		90598	78219-1	COVER, RELAY BOX.....	1
9	PAOZZ	5310009349751	80205	MS35650-302	NUT, PLAIN, HEXAGON.....	4
10	PAFZZ	5310000453296	80205	MS35338-43	WASHER, LOCK.....	14
11	PAOZZ		76188	0 332 002 256	RELAY, HYBRID.....	2
12	PAOZZ		90598	78218-1	BOX, RELAY.....	1
13	PAOZZ	5310008098544	96906	MS27183-7	WASHER, FLAT.....	4
14	PAOZZ	5305009580664	96906	MS35207-244	SCREW, MACHINE.....	4
15	PAOZZ		56501	F250TA	ADAPTER.....	1
16	PAOZZ		39428	7460K314	FUSE - 50 AMP.....	1
17	PAOZZ		39428	8110K5	FUSE HOLDER 50, AMP.....	1
18	PAOZZ	5305009846212	80205	MS35206-265	SCREW, MACHINE.....	10
19	MFFZZ		90598	78181-10	WIRE ASSEMBLY.....	1
20	MFFZZ		90598	78181-24	WIRE, ELECTRICAL CUT 138 INCHES OF WIRE (CAGE 81343 P/NMS22759/16-165-9.	1

(1) ITEM NO	(2) SMR CODE	(3) NSN	(4) CAGEC	(5) PART NUMBER	(6) DESCRIPTION AND USABLE ON CODES (UOC)	(7) QTY
21	MFFZZ		90598	78181-25	WIRE ASSEMBLY CUT 36 INCHES OF WIRE (CAGE 81343 P/N MS22759/16-16-9) AND ATTACH LUG (CAGE 96906 P/N MS25036-110) TO END.....	1
22	MFFZZ		90598	78181-12	WIRE ASSEMBLY CUT 5 INCHES OF WIRE (CAGE 81343 P/N MS22759/16-12-9)	1
23	MFFZZ		90598	78181-21	WIRE ASSEMBLY CUT 36 INCHES OF WIRE (CAGE 81343 P/N MS22759-16-16-9) AND ATTACH QD TERMINAL (CAGE 59730 P/N 14RB-2577) AND LUG (CAGE 96906 P/N MS25036-110) TO PROPER LOCATIONS.....	1
24	MFFZZ		90598	78181-20	WIRE ASSEMBLY CUT 136 INCHES OF WIRE (CAGE 81343 P/N MS22759-16-16-9) AND ATTACH QD TERMINAL (CAGE 59730 P/N MS22759-16-16-9).....	1
25	PAOZZ	5975002807763	15235	CGB194	BOX CONNECTOR, ELECT.....	1
26	PAOZZ		52304	7513K241	LOCKNUT.....	1
27	PAOZZ		52304	7513K17	ADAPTER.....	1
28	PAOZZ	5305000680502	96906	MS90725-6	SCREW, CAP, HEXAGON H.....	1
29	PAOZZ		28488	141	NUT, SELF-LOCKING, HE.....	1
30	PAOZZ		39428	8110K4	FUSE HOLDER 20, AMP.....	1
31	PAOZZ		96906	ELMS51412-2	WASHER, FLAT.....	2
32	PAFZZ	5310009349758	80205	MS35649-202	NUT, PLAIN, HEXAGON.....	1
33	PAOZZ		39428	7460K47	FUSE - 20 AMP.....	1
34	PAOZZ	5325001749332	96906	MS35489-2252	LOCKNUT.....	1

END OF FIGURE

FIELD REPAIR PARTS AND SPECIAL TOOLS LIST (RPSTL)

FUEL PUMPING ASSEMBLY
 REPAIR PARTS AND SPECIAL TOOLS LIST
 UNIT, DIRECT SUPPORT AND GENERAL SUPPORT MAINTENANCE
 350 GALLONS PER MINUTE (GPM),
 275 FOOT HEAD NSN 4320-01-524-4467

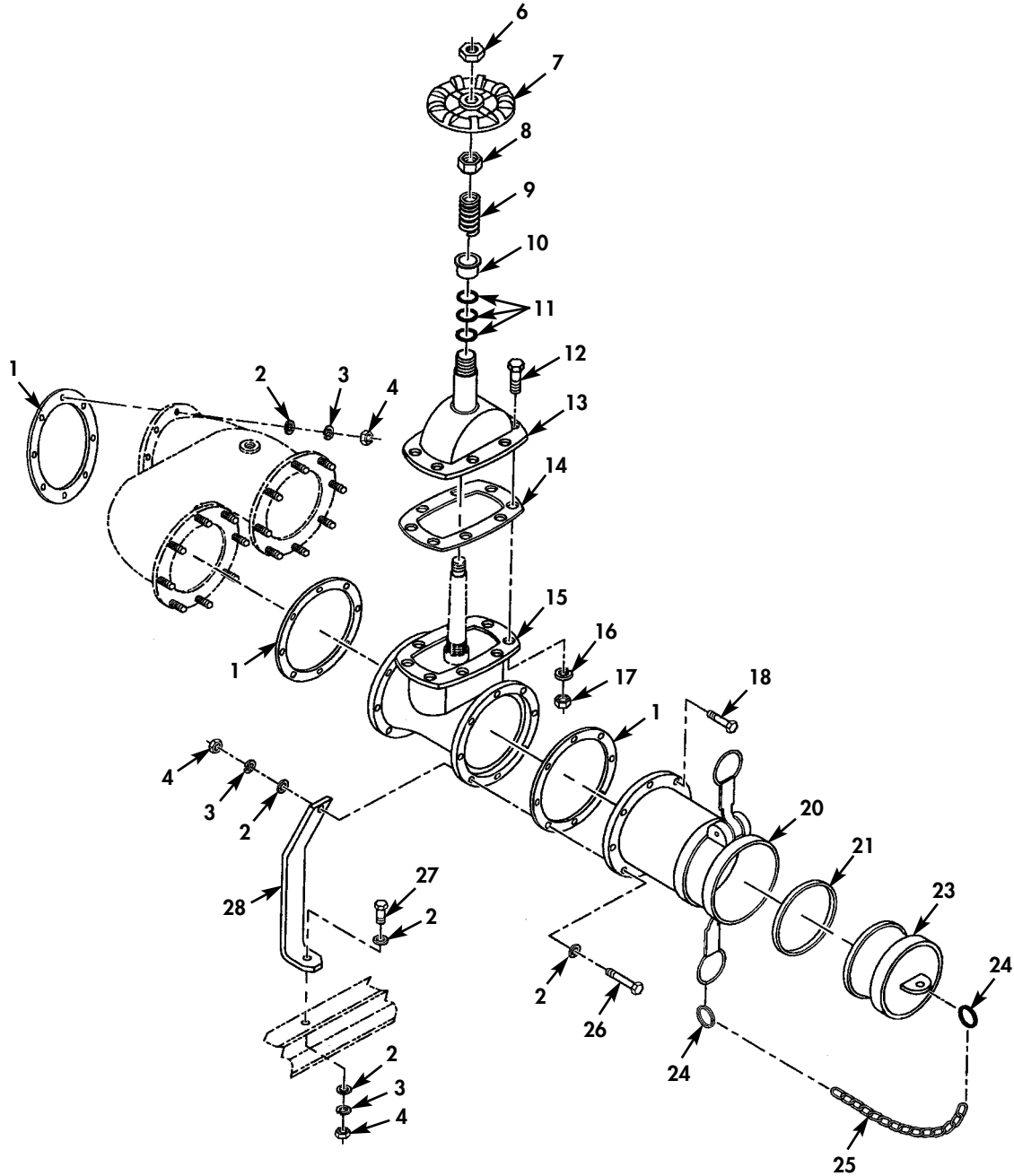
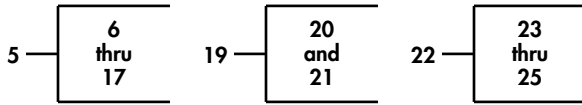


Figure 44. Suction End Gate Valves.

(1) ITEM NO	(2) SMR CODE	(3) NSN	(4) CAGEC	(5) PART NUMBER	(6) DESCRIPTION AND USABLE ON CODES (UOC)	(7) QTY
GROUP 0003 350 GPM PUMPING ASSEMBLY PUMP						
FIG. 44 SUCTION END GATE VALVES						
1	PAOZZ	5330015431161	2P653	4 INCH TTMA/C440	GASKET.....	5
2	PAOZZ	5310000806004	96906	MS27183-14	WASHER, FLAT.....	60
3	PAOZZ	5310006379541	05172	876-013C	WASHER, LOCK.....	42
4	PAOZZ	5310007320558	96906	MS51967-8	NUT, PLAIN, HEXAGON.....	42
5	PBOOZ		58536	AA59379-3	DISK, VALVE.....	2
6	PAOZZ	5310012621359	41592	235RF-02052N	.NUT, PLAIN, HEXAGON.....	1
7	PAOZZ	5340013811690	41592	235RF-02043A	.HANDWHEEL.....	1
8	PAOZZ	5310012621337	41592	235RF-020721	.NUT, PACKING.....	1
9	PAOZZ	5360012621338	41592	235RF-02162S	.SPRING, GLAND.....	1
10	PAOZZ	5330012621363	41592	235RF-020621	.RETAINER, PACKING.....	1
11	PAOZZ	5365012621339	41592	235RF-02082P	.RING, PACKING.....	3
12	PAOZZ	5305012621365	41592	235RF-02212S	.SCREW, CAP, HEXAGON H.....	8
13	XDOZZ		41592	235 RF-0202 MB	.BONNET.....	1
14	PAOZZ	5330012621340	41592	235RF-02092G	.GASKET, VALVE BONNET.....	1
15	XDOZZ		41592	235 RF-0201 MB	.BODY.....	1
16	PAOZZ	5310012655044	41592	235RF-02212W	.WASHER, LOCK.....	8
17	PAOZZ	5310012621360	41592	235RF-0221 2N	.NUT, PLAIN, HEXAGON.....	8
18	PAOZZ		0CGX5	B1821AH038C150N	SCREW, CAP, HEXAGON H.....	14
19	PAOOZ	4730008405348	58536	AA59326/8-4-A-1	COUPLING HALF, QUICK.....	2
20	XAOZZ		33813	60584000	.COUPLER.....	1
21	PAOZZ	5330008994509	58536	AA59326-9	.GASKET.....	1
22	PAOOZ		33813	1001240SG	COUPLING HALF, QUICK.....	2
23	XAOZZ		33813	1001240	.ADAPTER, DUST PLUG.....	1

(1) ITEM NO	(2) SMR CODE	(3) NSN	(4) CAGEC	(5) PART NUMBER	(6) DESCRIPTION AND USABLE ON CODES (UOC)	(7) QTY
24	PAOZZ	5340015150537	39428	86805T38	.HOLDER,KEY.....	2
25	PAOZZ	4010015264895	39428	3610T32	.ROPE,WIRE.....	1
26	PAOZZ		0CGX5	B1821AH038C200N	SCREW,CAP,HEXAGON H.....	2
27	PAOZZ	5305013258387	80205	MS90725-64	SCREW,CAP,HEXAGON H.....	2
28	PAOZZ		90598	78169-1	BRACKET,MULTIPLE AN.....	2

END OF FIGURE

FIELD REPAIR PARTS AND SPECIAL TOOLS LIST (RPSTL)

FUEL PUMPING ASSEMBLY
 REPAIR PARTS AND SPECIAL TOOLS LIST
 UNIT, DIRECT SUPPORT AND GENERAL SUPPORT MAINTENANCE
 350 GALLONS PER MINUTE (GPM),
 275 FOOT HEAD NSN 4320-01-524-4467

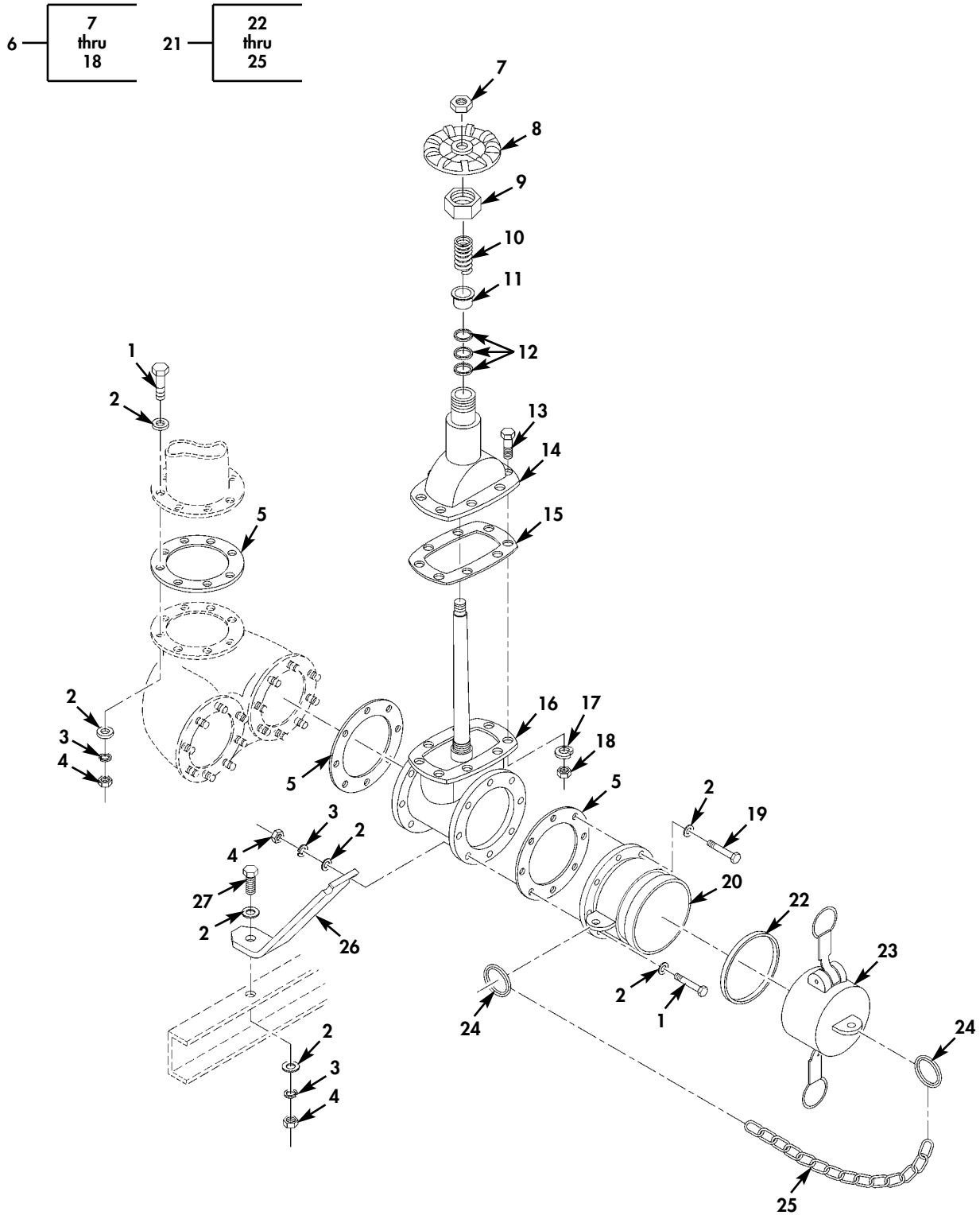


Figure 45. Discharge End Gate Valves.

(1) ITEM NO	(2) SMR CODE	(3) NSN	(4) CAGEC	(5) PART NUMBER	(6) DESCRIPTION AND USABLE ON CODES (UOC)	(7) QTY
GROUP 0003 350 GPM PUMPING ASSEMBLY PUMP						
FIG. 45 DISCHARGE END GATE VALVES						
1	PAOZZ		0CGX5	B1821AH038C200N	SCREW, CAP, HEXAGON H.....	10
2	PAOZZ	5310000806004	96906	MS27183-14	WASHER, FLAT.....	66
3	PAOZZ	5310006379541	05172	876-013C	WASHER, LOCK.....	41
4	PAOZZ	5310007320558	96906	MS51967-8	NUT, PLAIN, HEXAGON.....	41
5	PAOZZ	5330015431161	2P653	4 INCH TTMA/C440	GASKET.....	5
6	PBOOZ		58536	AA59379-3	DISK, VALVE.....	2
7	PAOZZ	5310012621359	41592	235RF-02052N	.NUT, PLAIN, HEXAGON.....	1
8	PAOZZ	5340013811690	41592	235RF-02043A	.HANDWHEEL.....	1
9	PAOZZ	5310012621337	41592	235RF-020721	.NUT, PACKING.....	1
10	PAOZZ	5360012621338	41592	235RF-02162S	.SPRING, GLAND.....	1
11	PAOZZ	5330012621363	41592	235RF-020621	.RETAINER, PACKING.....	1
12	PAOZZ	5365012621339	41592	235RF-02082P	.RING, PACKING.....	3
13	PAOZZ	5305012621365	41592	235RF-02212S	.SCREW, CAP, HEXAGON H.....	8
14	XDOZZ		41592	235 RF-0202 MB	.BONNET.....	1
15	PAOZZ	5330012621340	41592	235RF-02092G	.GASKET, VALVE BONNET.....	1
16	XDOZZ		41592	235 RF-0201 MB	.BODY.....	1
17	PAOZZ	5310012655044	41592	235RF-02212W	.WASHER, LOCK.....	8
18	PAOZZ	5310012621360	41592	235RF-0221 2N	.NUT, PLAIN, HEXAGON.....	8
19	PAOZZ		0CGX5	B1821AH038C150N	SCREW, CAP, HEXAGON H.....	14
20	PAOZZ	4730008405347	58536	AA59326/4A-4-A-1	COUPLING HALF, QUICK.....	2
21	PAOOZ		33813	1001140SG	COUPLING HALF, QUICK.....	2
22	PAOZZ	5330008994509	58536	AA59326-9	.GASKET.....	1
23	XAOZZ		33813	1001140	.DUST CAP.....	1
24	PAOZZ	5340015150537	39428	86805T38	.HOLDER, KEY.....	2

(1) ITEM NO	(2) SMR CODE	(3) NSN	(4) CAGEC	(5) PART NUMBER	(6) DESCRIPTION AND USABLE ON CODES (UOC)	(7) QTY
25	PAOZZ	4010015264895	39428	3610T32	.ROPE,WIRE.....	1
26	PAOZZ		90598	78168-1	BRACKET,ANGLE.....	1
27	PAOZZ	5305013258387	80205	MS90725-64	SCREW,CAP,HEXAGON H.....	1

END OF FIGURE

FIELD REPAIR PARTS AND SPECIAL TOOLS LIST (RPSTL)

FUEL PUMPING ASSEMBLY
 REPAIR PARTS AND SPECIAL TOOLS LIST
 UNIT, DIRECT SUPPORT AND GENERAL SUPPORT MAINTENANCE
 350 GALLONS PER MINUTE (GPM),
 275 FOOT HEAD NSN 4320-01-524-4467

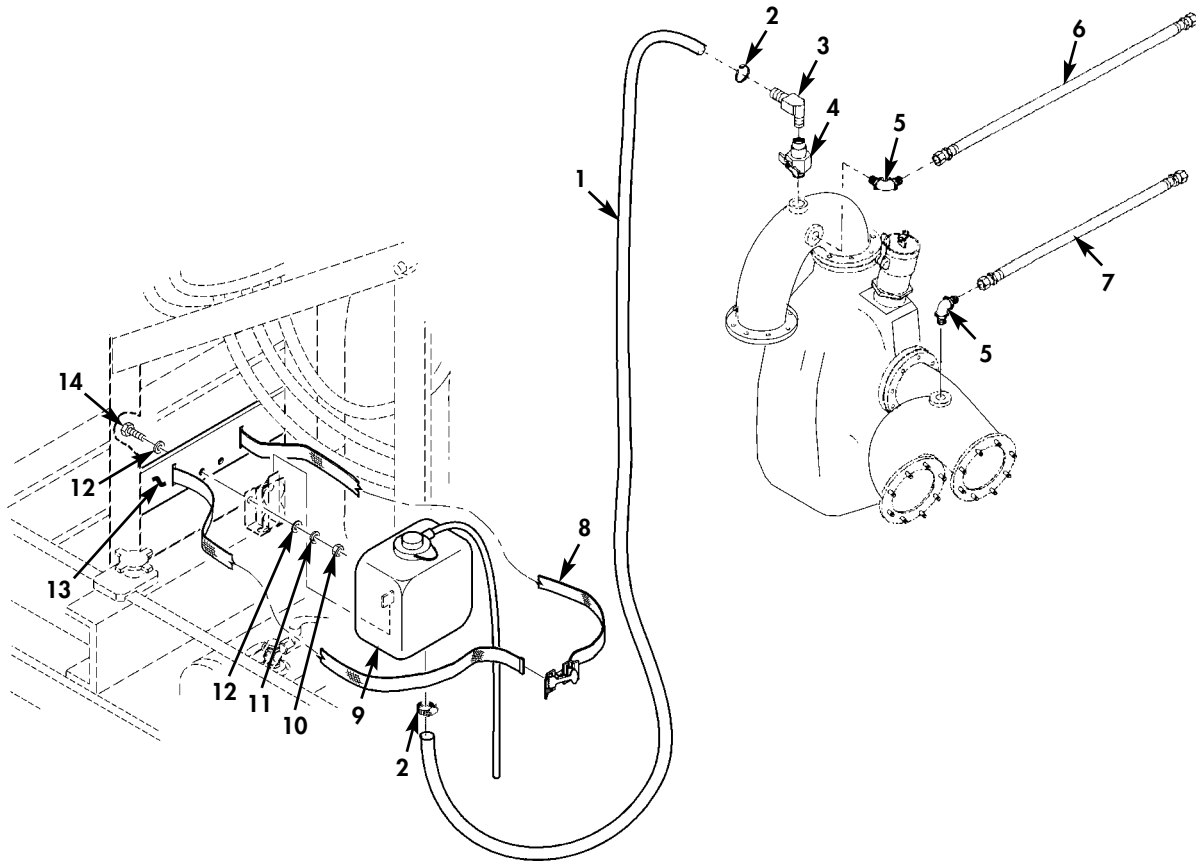


Figure 46. Transducer Hoses, Manifold Vent, and Overflow Bottle.

(1) ITEM NO	(2) SMR CODE	(3) NSN	(4) CAGEC	(5) PART NUMBER	(6) DESCRIPTION AND USABLE ON CODES (UOC)	(7) QTY
GROUP 0003 350 GPM PUMPING ASSEMBLY PUMP						
FIG. 46 TRANSDUCER HOSES, MANIFOLD VENT, AND OVERFLOW BOTTLE						
1	PAOZZ		58356	A-A-52547	HOSE ASSEMBLY, NONME.....	1
2	PAOZZ	4730012271804	93061	97HC-6	CLAMP, HOSE.....	2
3	PAOZZ	4730010494807	93061	129HB-4-4	ELBOW, PIPE TO HOSE.....	1
4	PAOZZ	4820007858153	93061	NV108P-4	COCK, SHUTOFF, SCREW.....	1
5	PAOZZ	4730010963170	96906	MS51504A5-4	ELBOW, PIPE TO TUBE.....	2
6	PBOZZ		90598	78172-100	HOSE ASSEMBLY, NONME.....	1
7	PBOZZ		90598	78173-100	HOSE ASSEMBLY, NONME.....	1
8	PAOZZ	5340015441306	39428	8854T739	WEBBING ASM.....	1
9	PAOZZ		90598	78216-1	OVER FLOW-BOTTLE.....	1
10	PAOZZ	5310007616882	96906	MS51967-2	NUT, PLAIN, HEXAGON.....	2
11	PAOZZ	5310005825965	80205	MS35338-44	WASHER, LOCK.....	2
12	PAOZZ	5310008094058	96906	MS27183-10	WASHER, FLAT.....	4
13	PAOZZ		90598	78217-1	BRACKET.....	1
14	PAOZZ	5305000680502	96906	MS90725-6	SCREW, CAP, HEXAGON H.....	2

END OF FIGURE

FUEL PUMPING ASSEMBLY
REPAIR PARTS AND SPECIAL TOOLS LIST
UNIT, DIRECT SUPPORT AND GENERAL SUPPORT MAINTENANCE
350 GALLONS PER MINUTE (GPM),
275 FOOT HEAD NSN 4320-01-524-4467

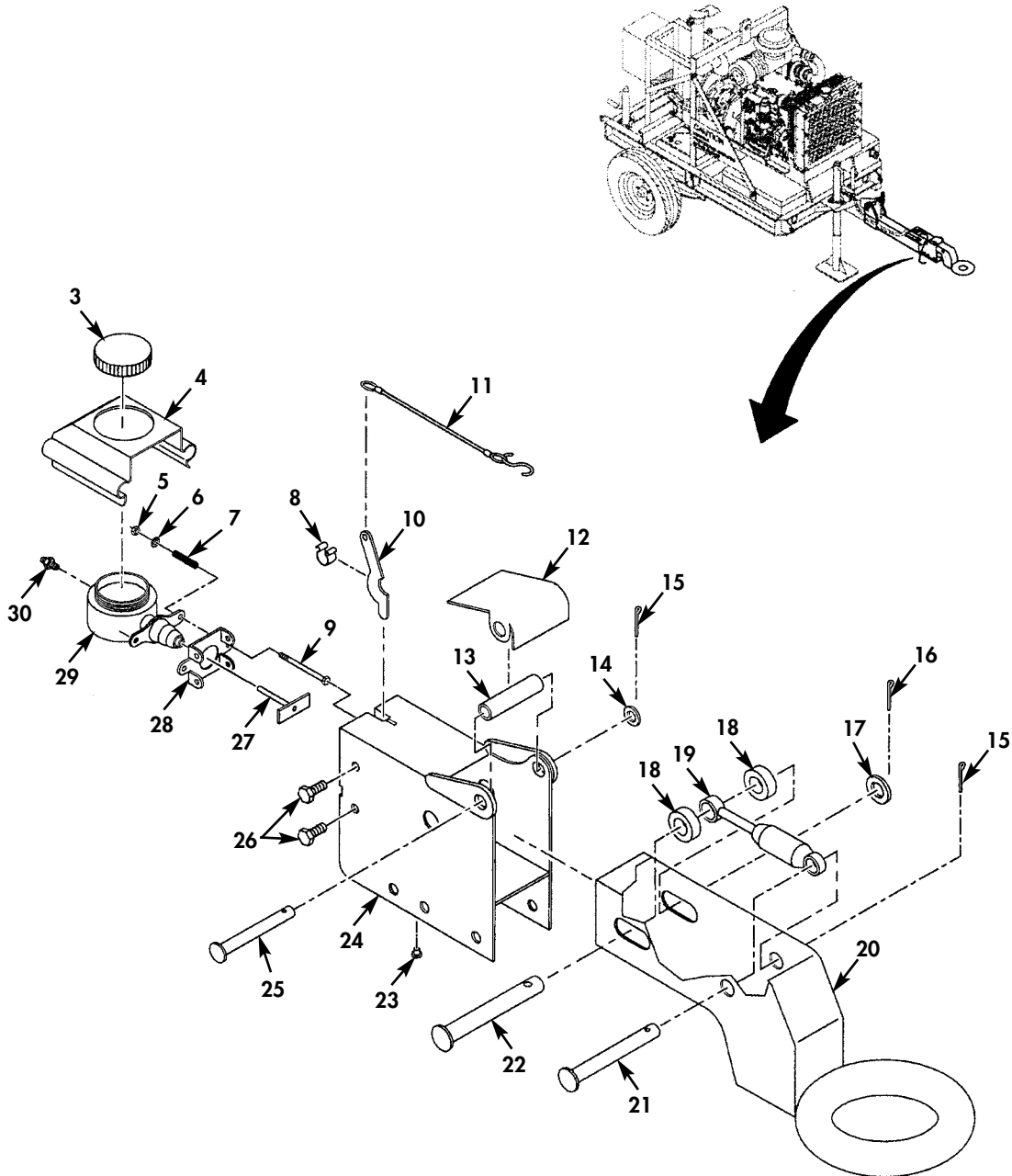
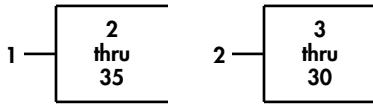


Figure 47. Tongue Assembly (Sheet 1 of 2).

FUEL PUMPING ASSEMBLY
 REPAIR PARTS AND SPECIAL TOOLS LIST
 UNIT, DIRECT SUPPORT AND GENERAL SUPPORT MAINTENANCE
 350 GALLONS PER MINUTE (GPM),
 275 FOOT HEAD NSN 4320-01-524-4467

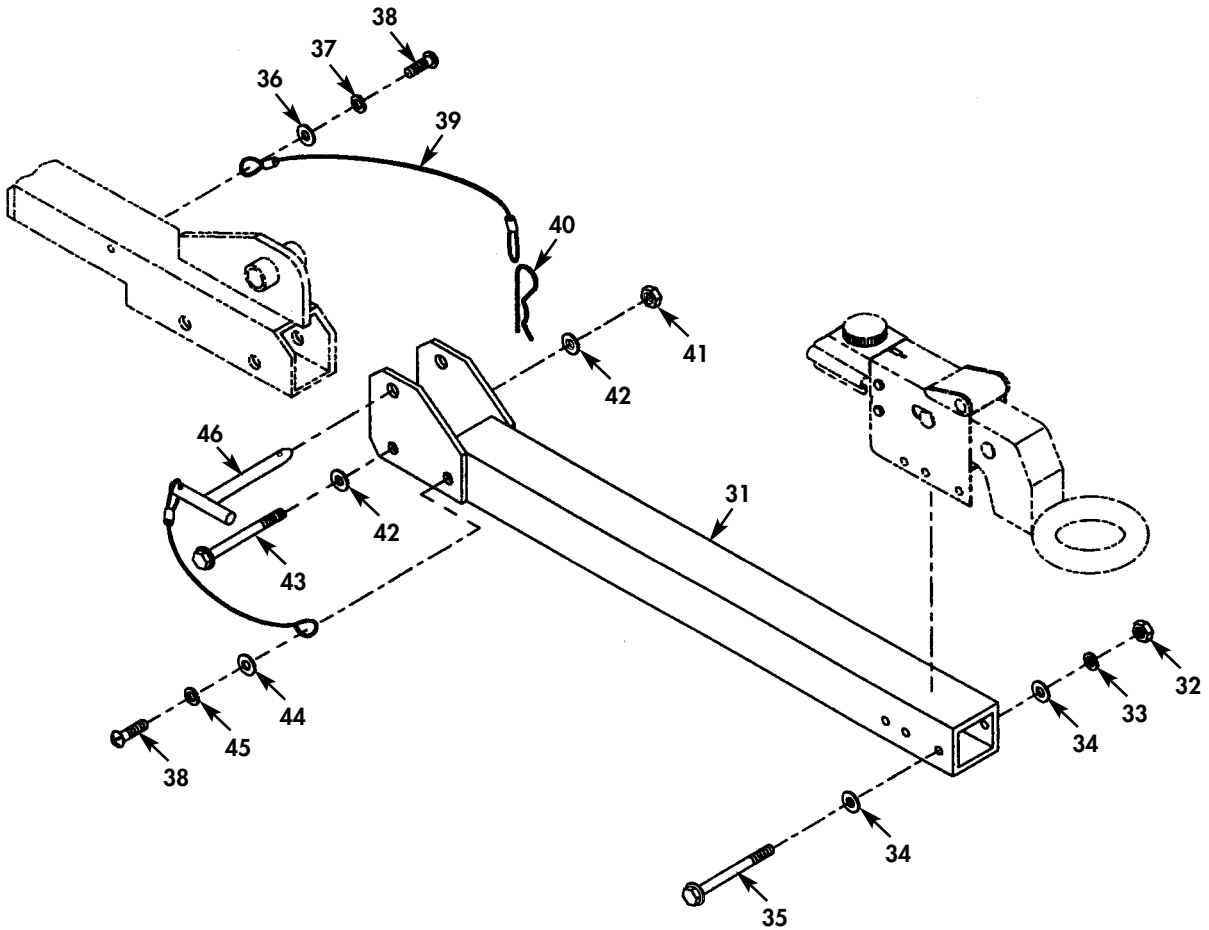


Figure 47. Tongue Assembly (Sheet 2 of 2).

(1) ITEM NO	(2) SMR CODE	(3) NSN	(4) CAGEC	(5) PART NUMBER	(6) DESCRIPTION AND USABLE ON CODES (UOC)	(7) QTY
GROUP 0004 PUMPING ASSEMBLY TONGUE ASSEMBLY						
FIG. 47 TONGUE ASSEMBLY						
1	PAOOZ		90598	78119-100	TOWBAR, MOTOR VEHICL.....	1
2	PAOOZ		08SN2	4093200	. COUPLER, DRAWBAR, RIN.....	1
3	PAOZZ	5340015495983	08SN2	1755600	.. CAP, FILLER OPENING	1
4	PAOZZ		08SN2	1806600183	.. COVER, ACCESS.....	1
5	PAOZZ		08SN2	0797600	.. NUT, PLAIN, HEXAGON.....	2
6	PAOZZ	5310015494071	08SN2	0782000	.. WASHER, FLAT.....	2
7	PAOZZ		08SN2	1027400	.. SPRING, HELICAL, COMP.....	2
8	PAOZZ		08SN2	1780300	.. SPRING, HELICAL, COMP.....	1
9	PAOZZ		08SN2	1027300	.. BOLT, MACHINE.....	2
10	PAOZZ		08SN2	4594100	.. LEVER, MANUAL CONTRO.....	1
11	PAOZZ		08SN2	1055500	.. HOOK, CHAIN, S.....	1
12	PAOZZ		08SN2	4350700183	.. COVER, ACCESS.....	1
13	PAOZZ		08SN2	1776300	.. BUSHING, SLEEVE.....	1
14	PAOZZ		08SN2	1831600	.. WASHER, FLAT.....	1
15	PAOZZ		08SN2	0799700	.. PIN, COTTER.....	2
16	PAOZZ		08SN2	0815200	.. PIN, COTTER.....	1
17	PAOZZ		08SN2	1861900	.. WASHER, FLAT.....	1
18	PAOZZ		08SN2	0829100	.. SPACER, SLEEVE.....	2
19	PAOZZ		08SN2	1242600	. STRUT, DAMPER.....	1
20	PAOZZ		08SN2	4045600	.. COUPLER, DRAWBAR, RIN.....	1
21	PAOZZ		08SN2	1777200	.. PIN, STRAIGHT, HEADED.....	1
22	PAOZZ		08SN2	1777300	.. PIN, STRAIGHT, HEADED.....	1
23	PAOZZ		08SN2	10209	.. BEARING, SLEEVE.....	2
24	PAOZZ		08SN2	2480100183	.. BRACKET, MOUNTING.....	1

(1) ITEM NO	(2) SMR CODE	(3) NSN	(4) CAGEC	(5) PART NUMBER	(6) DESCRIPTION AND USABLE ON CODES (UOC)	(7) QTY
25	PAOZZ		08SN2	1776600	.. PIN, STRAIGHT, HEADED.....	1
26	PAOZZ		08SN2	1781500	.. BOLT, MACHINE.....	4
27	PAOZZ		08SN2	4390500	.. CONNECTING LINK, RIG.....	1
28	PAOZZ		08SN2	1776200	.. PLATE, MOUNTING CYLI.....	1
29	PAOZZ		08SN2	1777401	.. CYLINDER ASSEMBLY, H.....	1
30	PAOZZ		08SN2	1209800	.. COUPLING, TUBE.....	1
31	PAOZZ		90598	78140-100	. TOUNGE, WELDMENT.....	1
32	PAOZZ	5310007680318	96906	MS51967-14	. NUT, PLAIN, HEXAGON.....	3
33	PAOZZ	5310005845272	80205	MS35338-48	. WASHER, LOCK.....	3
34	PAOZZ	5310008095998	96906	MS27183-18	. WASHER, FLAT.....	6
35	PAOZZ	5305000712082	80204	B1821BH050C475N	. SCREW, CAP, HEXAGON H.....	3
36	PAOZZ	5310000821404	96906	MS27183-6	WASHER, FLAT.....	1
37	PAOZZ	5310000453299	80205	MS35338-42	WASHER, LOCK.....	1
38	PAOZZ	5305009846212	80205	MS35206-265	SCREW, MACHINE.....	2
39	PAOZZ	4010014940974	98750	9454229-2	WIRE ROPE ASSEMBLY.....	1
40	PAOZZ		39428	92375A175	CLIP, HITCH PIN.....	1
41	PAOZZ	5310014614074	81349	M4591329CG5C	NUT, SELF-LOCKING, HE.....	1
42	PAOZZ	5310000685285	96906	MS27183-20	WASHER, FLAT.....	2
43	PAOZZ	5305007167220	80205	MS90725-151	SCREW, CAP, HEXAGON H.....	1
44	PAOZZ	5310000145850	96906	MS27183-42	WASHER, FLAT.....	1
45	PAOZZ	5310000453296	80205	MS35338-43	WASHER, LOCK.....	1
46	PAOZZ		90598	78211-1	PIN, RETAINING.....	1

END OF FIGURE

FIELD REPAIR PARTS AND SPECIAL TOOLS LIST (RPSTL)

FUEL PUMPING ASSEMBLY
REPAIR PARTS AND SPECIAL TOOLS LIST
UNIT, DIRECT SUPPORT AND GENERAL SUPPORT MAINTENANCE
350 GALLONS PER MINUTE (GPM),
275 FOOT HEAD NSN 4320-01-524-4467

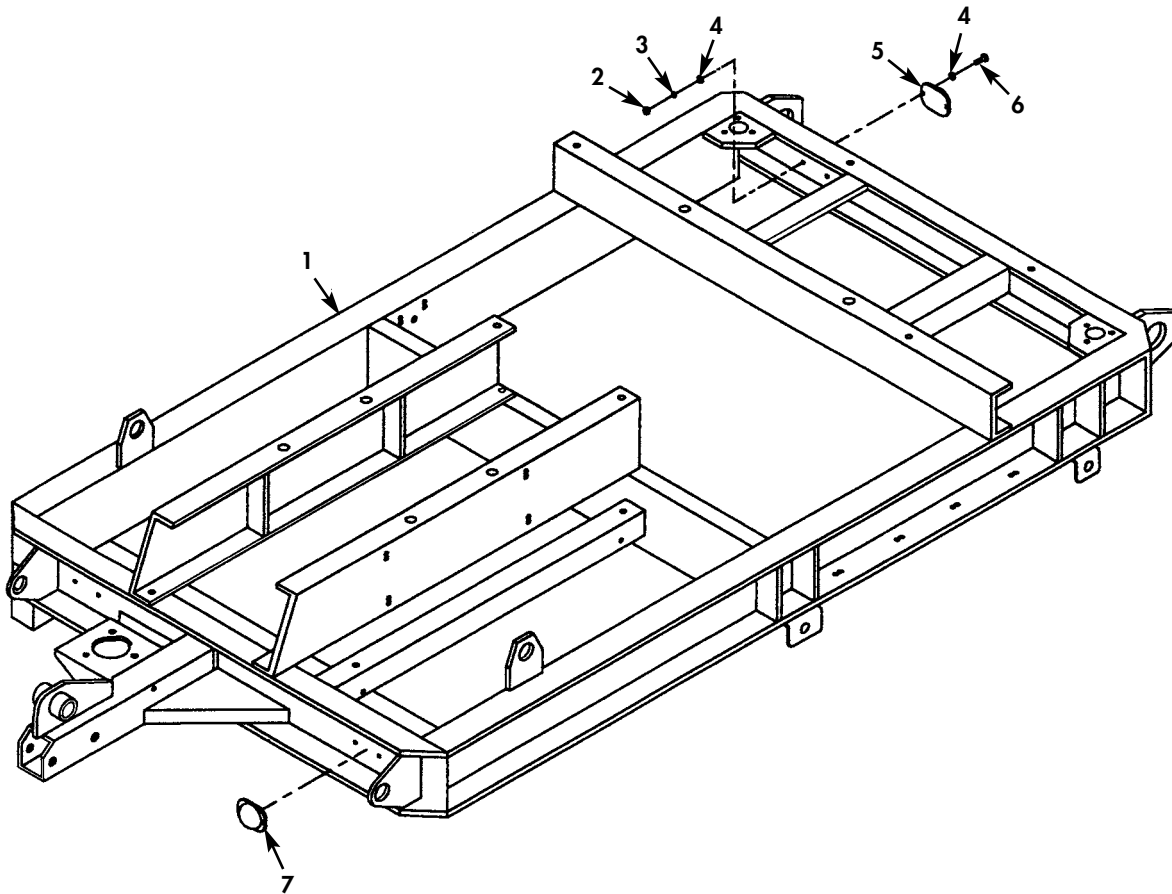


Figure 48. Frame Weldment.

(1) ITEM NO	(2) SMR CODE	(3) NSN	(4) CAGEC	(5) PART NUMBER	(6) DESCRIPTION AND USABLE ON CODES (UOC)	(7) QTY
GROUP 0004 PUMPING ASSEMBLY TOUNGE ASSEMBLY						
FIG. 48 FRAME WELDMENT						
1	XDFZZ		90598	78101-100	FRAME WELDMENT.....	1
2	PAOZZ	5310007616882	96906	MS51967-2	NUT, PLAIN, HEXAGON.....	8
3	PAOZZ	5310005825965	80205	MS35338-44	WASHER, LOCK.....	8
4	PAOZZ	5310008094058	96906	MS27183-10	WASHER, FLAT.....	16
5	PAOZZ		58536	AA52428-1	REFLECTOR, INDICATIN.....	2
7	PAOZZ	9905002023639	58536	AA52428-2	REFLECTOR, INDICATIN.....	2

END OF FIGURE

FUEL PUMPING ASSEMBLY
REPAIR PARTS AND SPECIAL TOOLS LIST
UNIT, DIRECT SUPPORT AND GENERAL SUPPORT MAINTENANCE
350 GALLONS PER MINUTE (GPM),
275 FOOT HEAD NSN 4320-01-524-4467

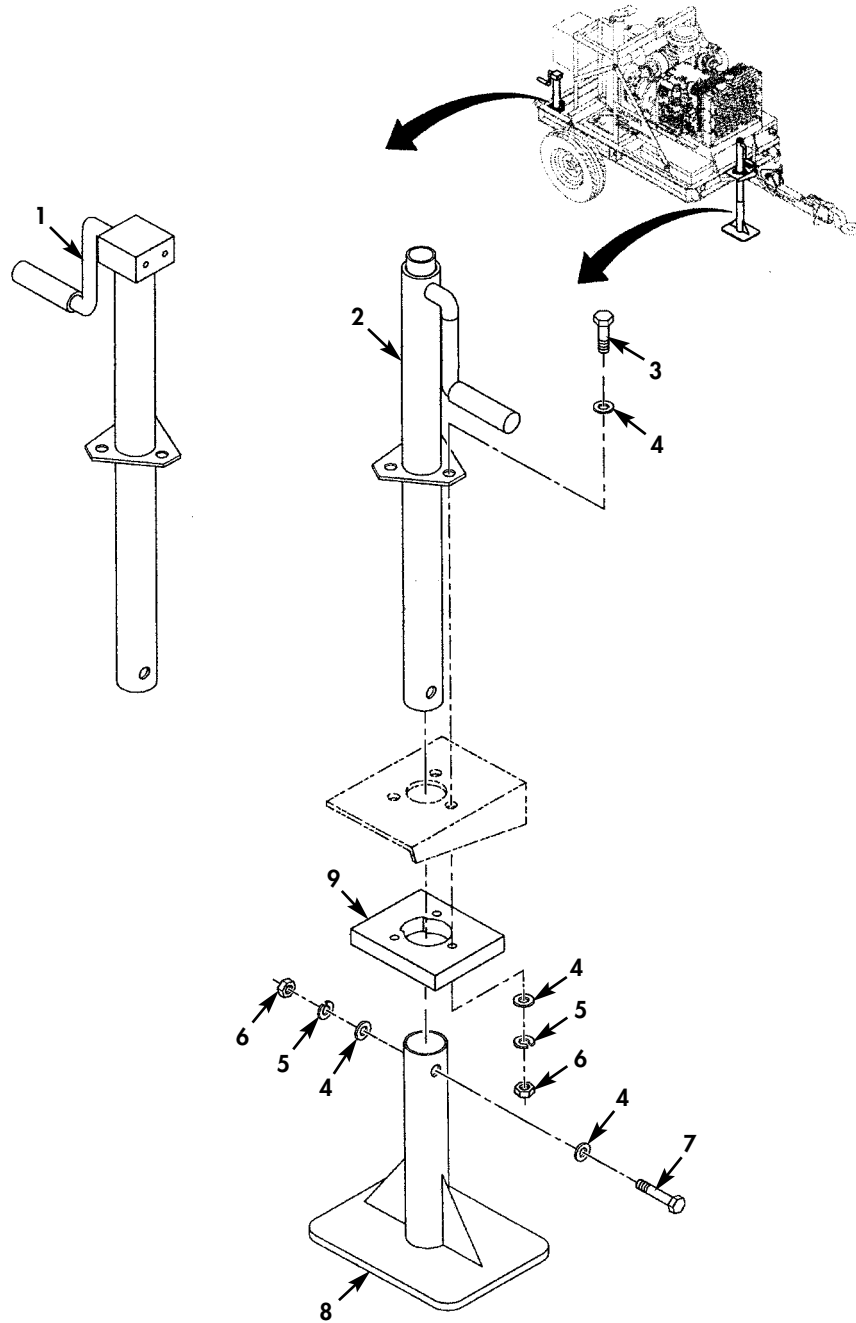


Figure 49. Stabilizer Jack (Sheet 1 of 2).

FUEL PUMPING ASSEMBLY
REPAIR PARTS AND SPECIAL TOOLS LIST
UNIT, DIRECT SUPPORT AND GENERAL SUPPORT MAINTENANCE
350 GALLONS PER MINUTE (GPM),
275 FOOT HEAD NSN 4320-01-524-4467

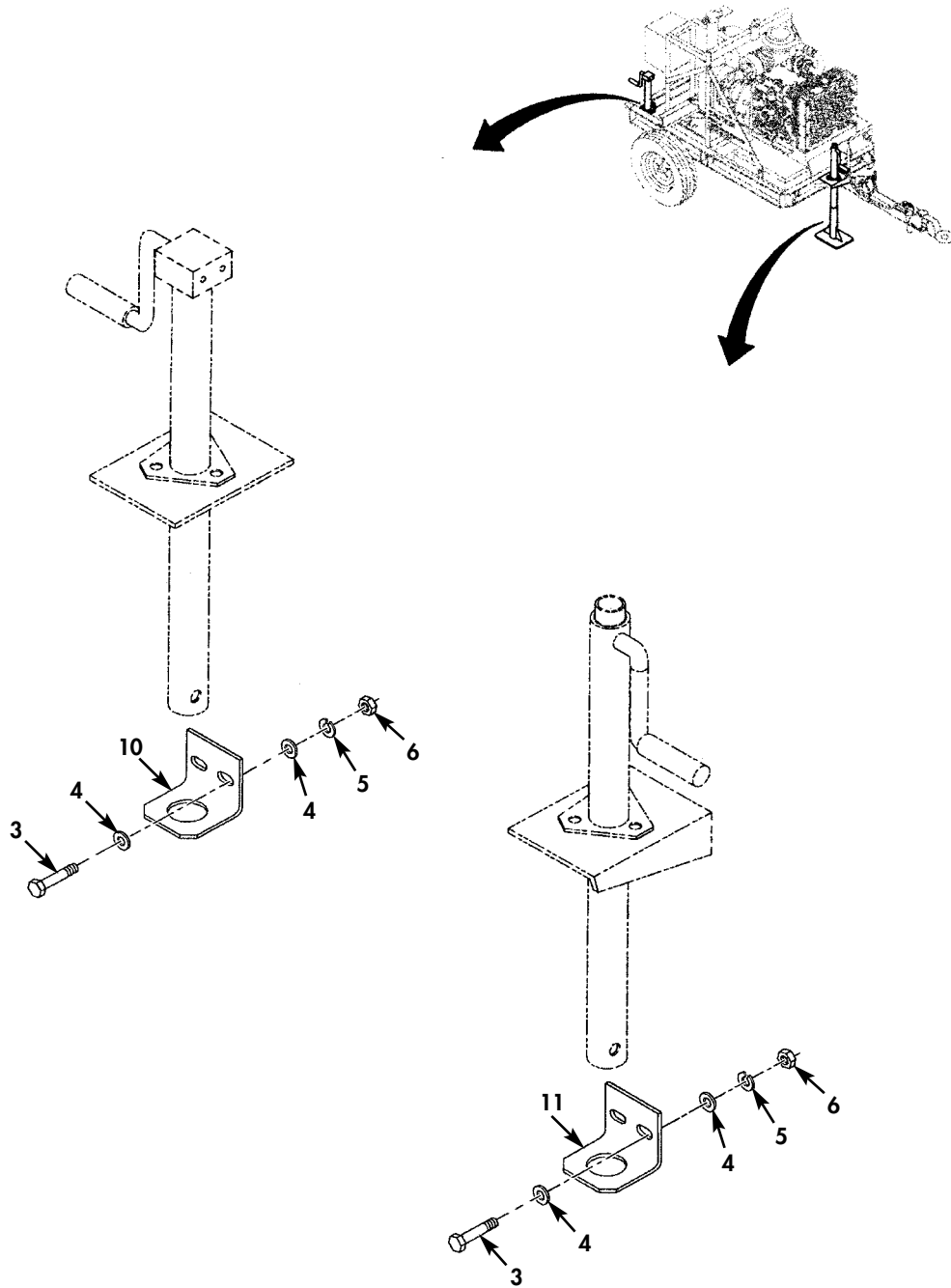


Figure 49. Stabilizer Jack (Sheet 2 of 2).

(1) ITEM NO	(2) SMR CODE	(3) NSN	(4) CAGEC	(5) PART NUMBER	(6) DESCRIPTION AND USABLE ON CODES (UOC)	(7) QTY
GROUP 0004 PUMPING ASSEMBLY TOUNGE ASSEMBLY						
FIG. 49 STABILIZER JACK						
1	PAOZZ	5120015526202	90598	78159-2	JACK, SCREW, HAND.....	2
2	PAOZZ		90598	78159-1	JACK, RACK BAR.....	1
3	PAOZZ	5305013258387	80205	MS90725-64	SCREW, CAP, HEXAGON H.....	9
4	PAOZZ	5310000806004	96906	MS27183-14	WASHER, FLAT.....	24
5	PAOZZ	5310006379541	05172	876-013C	WASHER, LOCK.....	12
6	PAOZZ	5310007320558	96906	MS51967-8	NUT, PLAIN, HEXAGON.....	12
7	PAOZZ	5305013870114	80205	MS90725-70	SCREW, CAP, HEXAGON H.....	3
8	PAOZZ		90598	78164-100	JACK SUPPORT ASSEMB.....	3
9	PAOZZ		90598	78193-1	SPACER, PLATE.....	1
10	PAOZZ		90598	78196-1	BRACKET, MOUNTING.....	2
11	PAOZZ		90598	78195-1	BRACKET, MOUNTING.....	1

END OF FIGURE

FUEL PUMPING ASSEMBLY
 REPAIR PARTS AND SPECIAL TOOLS LIST
 UNIT, DIRECT SUPPORT AND GENERAL SUPPORT MAINTENANCE
 350 GALLONS PER MINUTE (GPM),
 275 FOOT HEAD NSN 4320-01-524-4467

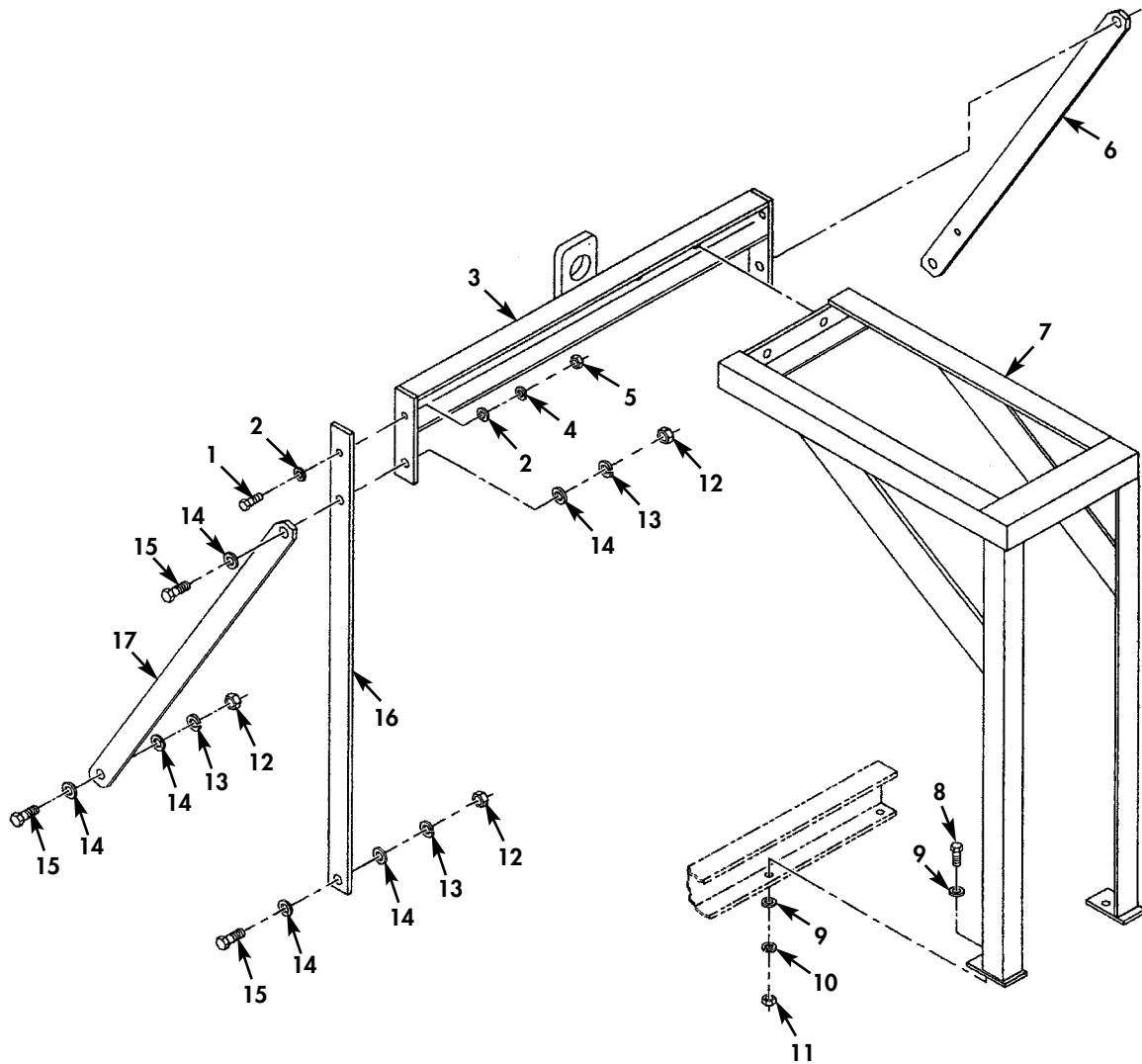


Figure 50. Lifting Frames (Sheet 1 of 2).

FUEL PUMPING ASSEMBLY
REPAIR PARTS AND SPECIAL TOOLS LIST
UNIT, DIRECT SUPPORT AND GENERAL SUPPORT MAINTENANCE
350 GALLONS PER MINUTE (GPM),
275 FOOT HEAD NSN 4320-01-524-4467

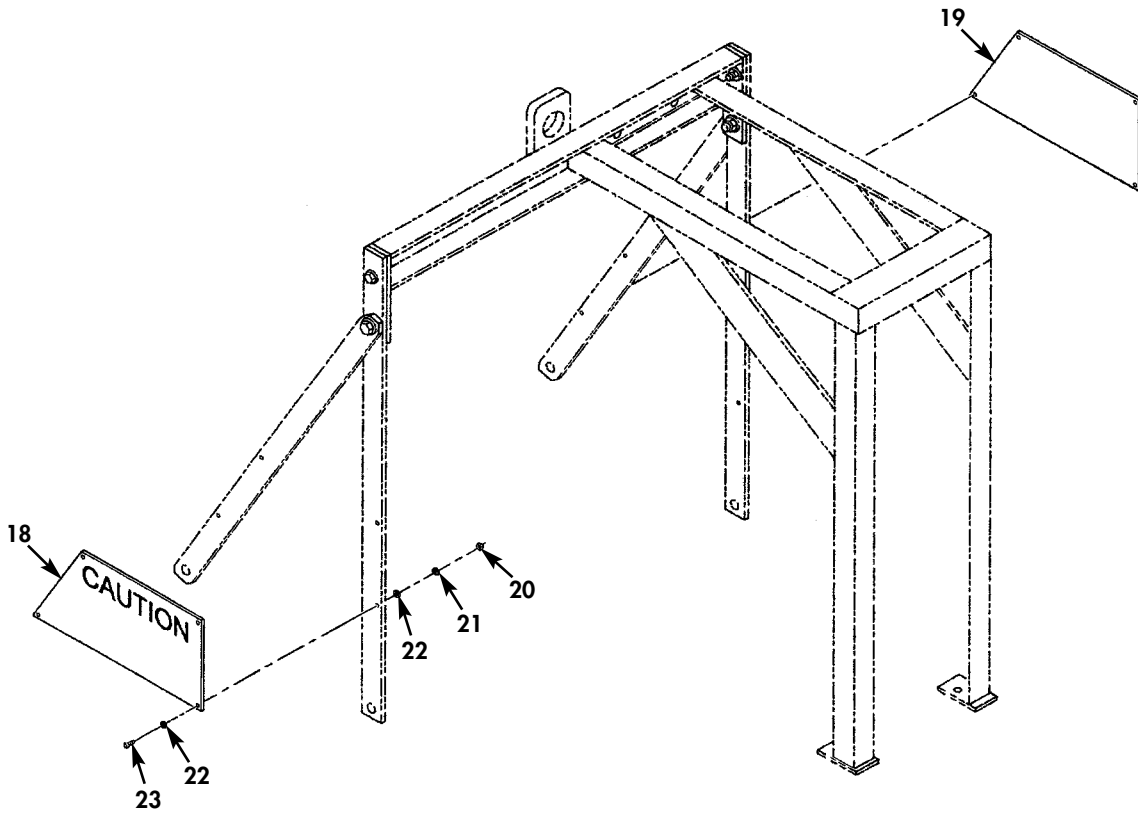


Figure 50. Lifting Frames (Sheet 2 of 2).

(1) ITEM NO	(2) SMR CODE	(3) NSN	(4) CAGEC	(5) PART NUMBER	(6) DESCRIPTION AND USABLE ON CODES (UOC)	(7) QTY
GROUP 0004 PUMPING ASSEMBLY TOUNGE ASSEMBLY						
FIG. 50 LIFTING FRAMES						
1	PAOZZ	5305000712070	80204	B1821BH050C175N	SCREW, CAP, HEXAGON H.....	2
2	PAOZZ	5310008095998	96906	MS27183-18	WASHER, FLAT.....	4
3	PAOZZ		90598	78143-100	BRACE, HORIZONTAL, LI.....	1
4	PAOZZ	5310005845272	96906	MS35338-48	WASHER, LOCK.....	2
5	PAOZZ	5310007680318	96906	MS51967-14	NUT, PLAIN, HEXAGON.....	2
6	PAOZZ		90598	78182-1	FRAME SECTION, STRUC.....	1
7	PAOZZ		90598	78151-100	BRACE, LOWER CONTROL.....	1
8	PAOZZ	5305013258387	80205	MS90725-64	SCREW, CAP, HEXAGON H.....	2
9	PAOZZ	5310000806004	96906	MS27183-14	WASHER, FLAT.....	4
11	PAOZZ	5310007320558	96906	MS51967-8	NUT, PLAIN, HEXAGON.....	2
12	PAOZZ	5310007638921	96906	MS51967-23	NUT, PLAIN, HEXAGON.....	6
13	PAOZZ	5310005847888	96906	MS35338-51	WASHER, LOCK.....	6
14	PAOZZ	5310008098533	96906	MS27183-23	WASHER, FLAT.....	12
16	PAOZZ		90598	78141-1	FRAME SECTION, STRUC.....	2
17	PAOZZ		90598	78142-1	FRAME SECTION, STRUC.....	1
18	PBOZZ		90598	78162-1	PLATE, INSTRUCTION.....	1
19	PBOZZ		90598	78162-2	PLATE, INSTRUCTION.....	1
20	PAOZZ	5310009349757	80205	MS35649-282	NUT, PLAIN, HEXAGON.....	8
21	PAOZZ	5310000453299	80205	MS35338-42	WASHER, LOCK.....	8
22	PAOZZ	5310000821404	96906	MS27183-6	WASHER, FLAT.....	16
23	PAOZZ	5305009846197	80205	MS35206-249	SCREW, MACHINE.....	8

END OF FIGURE

FIELD REPAIR PARTS AND SPECIAL TOOLS LIST (RPSTL)

FUEL PUMPING ASSEMBLY
 REPAIR PARTS AND SPECIAL TOOLS LIST
 UNIT, DIRECT SUPPORT AND GENERAL SUPPORT MAINTENANCE
 350 GALLONS PER MINUTE (GPM),
 275 FOOT HEAD NSN 4320-01-524-4467

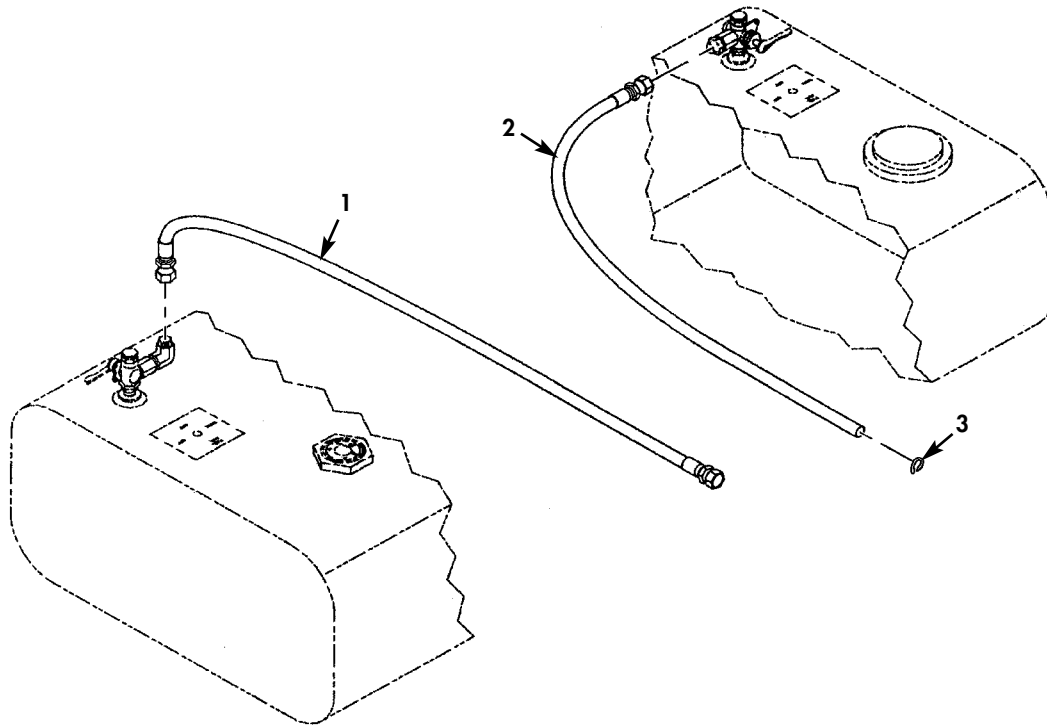


Figure 51. Fuel Lines.

(1) ITEM NO	(2) SMR CODE	(3) NSN	(4) CAGEC	(5) PART NUMBER	(6) DESCRIPTION AND USABLE ON CODES (UOC)	(7) QTY
GROUP 0005 PUMPING ASSEMBLY FUEL SYSTEMS						
FIG. 51 FUEL LINES						
1	PBOZZ		90598	78175-100	HOSE ASSEMBLY, NONME.....	1
2	PBOZZ		90598	78176-100	HOSE ASSEMBLY, NONME.....	1
3	PAOZZ	4730012271804	93061	97HC-6	CLAMP, HOSE.....	1

END OF FIGURE

FIELD REPAIR PARTS AND SPECIAL TOOLS LIST (RPSTL)

FUEL PUMPING ASSEMBLY
REPAIR PARTS AND SPECIAL TOOLS LIST
UNIT, DIRECT SUPPORT AND GENERAL SUPPORT MAINTENANCE
350 GALLONS PER MINUTE (GPM),
275 FOOT HEAD NSN 4320-01-524-4467

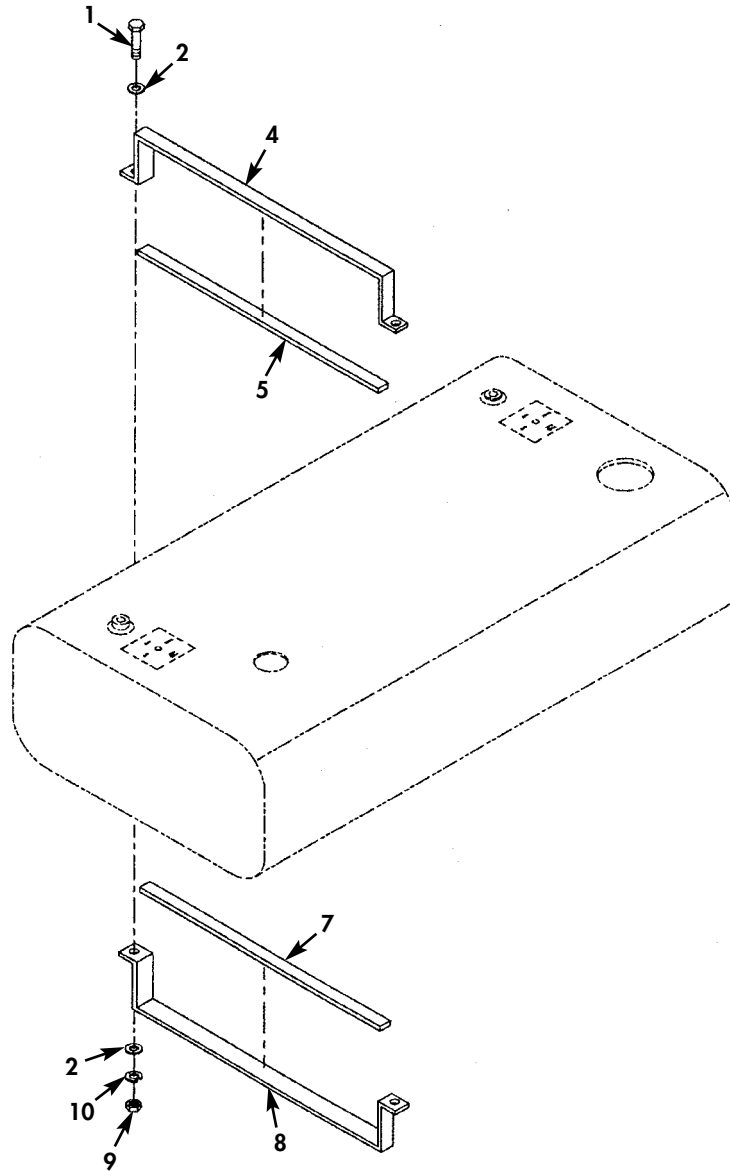
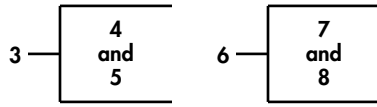


Figure 52. Fuel Tank (Sheet 1 of 3).

FUEL PUMPING ASSEMBLY
 REPAIR PARTS AND SPECIAL TOOLS LIST
 UNIT, DIRECT SUPPORT AND GENERAL SUPPORT MAINTENANCE
 350 GALLONS PER MINUTE (GPM),
 275 FOOT HEAD NSN 4320-01-524-4467

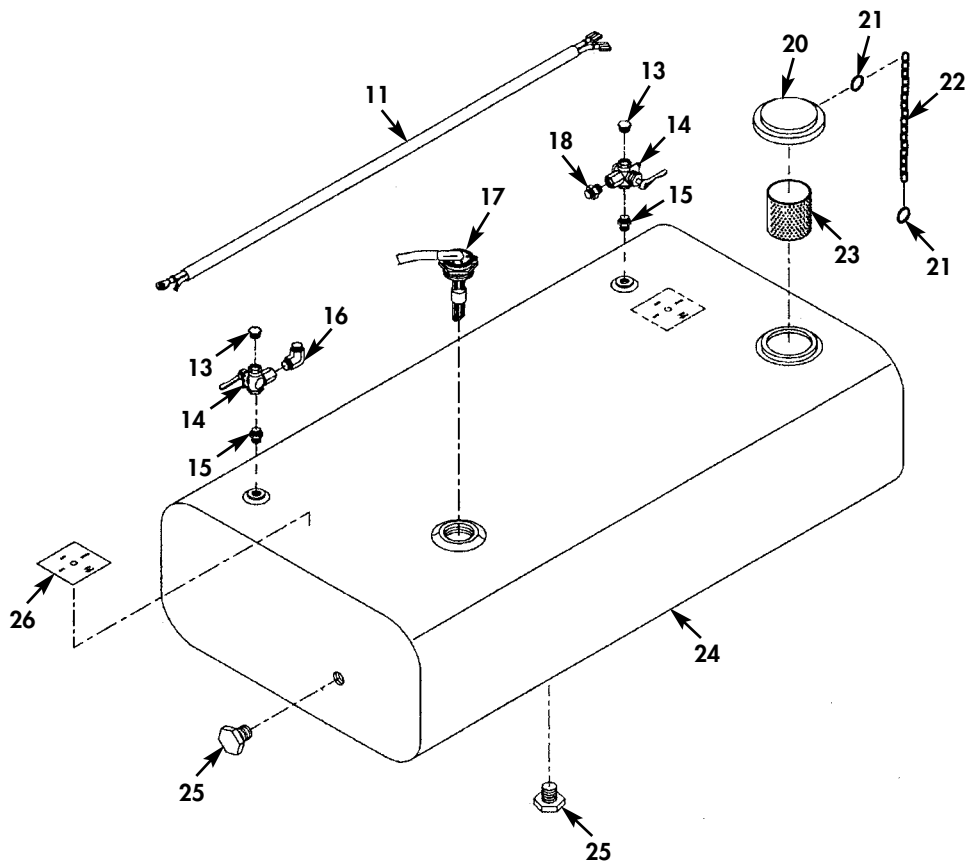
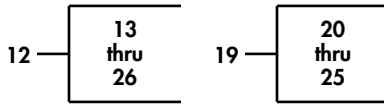


Figure 52. Fuel Tank (Sheet 2 of 3).

FUEL PUMPING ASSEMBLY
REPAIR PARTS AND SPECIAL TOOLS LIST
UNIT, DIRECT SUPPORT AND GENERAL SUPPORT MAINTENANCE
350 GALLONS PER MINUTE (GPM),
275 FOOT HEAD NSN 4320-01-524-4467

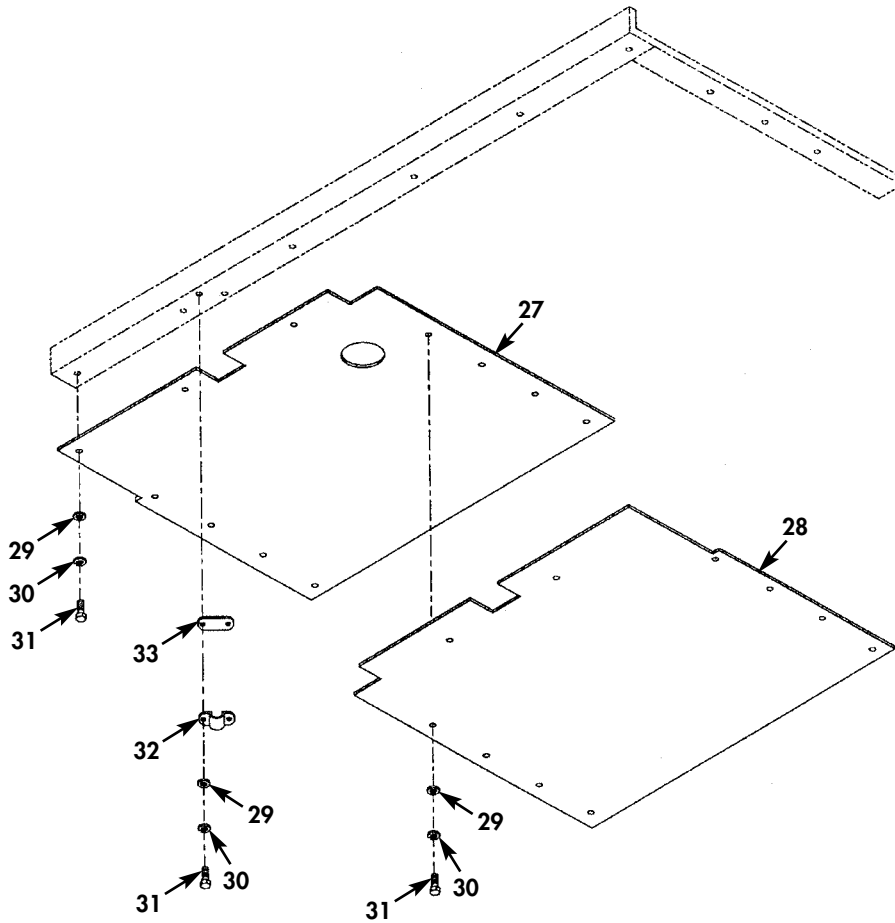


Figure 52. Fuel Tank (Sheet 3 of 3).

(1) ITEM NO	(2) SMR CODE	(3) NSN	(4) CAGEC	(5) PART NUMBER	(6) DESCRIPTION AND USABLE ON CODES (UOC)	(7) QTY
GROUP 0005 FUEL TANK ASSEMBLY						
FIG. 52 FUEL TANK						
1	PAOZZ	5305013258387	80205	MS90725-64	SCREW, CAP, HEXAGON H.....	4
2	PAOZZ	5310000806004	96906	MS27183-14	WASHER, FLAT.....	8
3	PAFFZ		90598	78118-100	STRAP, RETAINING.....	2
4	PAFZZ		90598	78118-1	.STRAP, RETAINING.....	1
5	PAFZZ		90598	78118-2	.GASKET.....	1
6	PAFFF		90598	78116-100	STRAP, FUEL TANK, LOW.....	2
7	PAFZZ		90598	78116-2	.GASKET.....	1
8	PAFZZ		90598	78116-1	.STRAP, RETAINING.....	1
9	PAOZZ	5310007320558	96906	MS51967-8	NUT, PLAIN, HEXAGON.....	4
10	PAOZZ	5310006379541	96906	876-013C	WASHER, LOCK	4
11	MFFZZ		90598	78181-30/47	WIRE ASSEMBLY CUT 58 INCHES OF CABLE (CAGE 81348 P/N M49285/26) AND ATTACH QD TERMINAL (CAGE 59730 P/N 14RB-2577) LUG (CAGE 81343 P/N AS25036-157) TO PROPER LOCATIONS. AND HEATSHRINK (CAGE 39428 P/N 7856K17-BLACK) AS REQUIRED.....	1
12	PAFFZ		90598	78158-100	TANK, FUEL, ENGINE.....	1
13	PAFZZ	4730009588599	01276	C3159X6	.PLUG, PIPE.....	2
14	PAFZZ		24994	46-252	.VALVE ASSEMBLY, MANI.....	2
15	PAFZZ	4730002783725	01276	2083-6-6S	.NIPPLE, PIPE.....	2
16	PAFZZ	4730001856837	94756	332-1936-620	.ELBOW, PIPE TO TUBE.....	1
17	PAFZZ		09393	8640-42000	.INDICATOR, LIQUID QU.....	1
18	PAFZZ	4730014664023	96906	MS51500B8Z	.ADAPTER, STRAIGHT, PI.....	1
19	PAFFZ		49349	3015139	.TANK, FUEL, ENGINE.....	1
20	PAOZZ		49349	3015147	..CAP, FILLER OPENING.....	1
21	PAOZZ		49349	3014492	..RING, RETAINING.....	2
22	PAOZZ		49349	3013169	..CHAIN, STUD LINK.....	1
23	PAFZZ		49349	3014501	..STRAINER, SEDIMEN.....	1

(1) ITEM NO	(2) SMR CODE	(3) NSN	(4) CAGEC	(5) PART NUMBER	(6) DESCRIPTION AND USABLE ON CODES (UOC)	(7) QTY
24	XAFZZ		49349	3015139-NHA	..TANK BODY.....	1
25	PAFZZ	5365012441263	77521	A978708950	..PLUG,MACHINE THREAD.....	2
26	PAFZZ		90598	78162-4	.PLATE,INSTRUCTION.....	2
27	XDFZZ		90598	78191-100	GUARD,FUEL TANK.....	1
28	XDFZZ		90598	78130-1	GUARD,FUEL TANK.....	1
29	PAOZZ	5310008094058	96906	MS27183-10	WASHER,FLAT.....	23
30	PAOZZ	5310005825965	80205	MS35338-44	WASHER,LOCK.....	23
32	PAOZZ		08SN2	953600	STRAP,RETAINING.....	2
33	PAOZZ		08SN2	953700	CONNECTING LINK,RIG.....	2

END OF FIGURE

FIELD REPAIR PARTS AND SPECIAL TOOLS LIST (RPSTL)

FUEL PUMPING ASSEMBLY
 REPAIR PARTS AND SPECIAL TOOLS LIST
 UNIT, DIRECT SUPPORT AND GENERAL SUPPORT MAINTENANCE
 350 GALLONS PER MINUTE (GPM),
 275 FOOT HEAD NSN 4320-01-524-4467

5	6 thru 59	40	41 thru 59	51	52 and 53
---	-----------------	----	------------------	----	-----------------

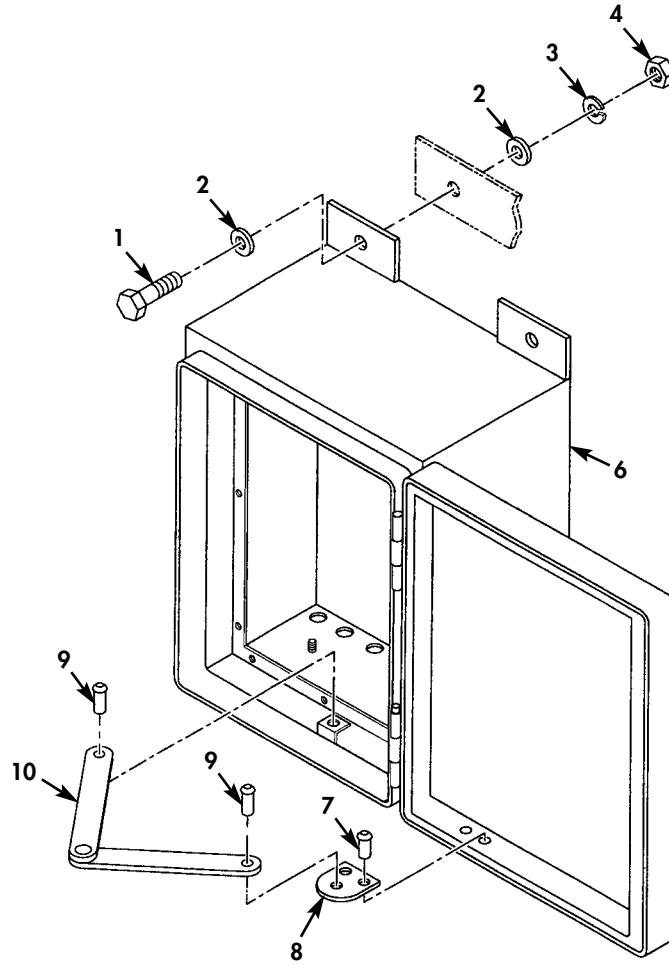


Figure 53. Control Box Assembly (Sheet 1 of 5).

FUEL PUMPING ASSEMBLY
 REPAIR PARTS AND SPECIAL TOOLS LIST
 UNIT, DIRECT SUPPORT AND GENERAL SUPPORT MAINTENANCE
 350 GALLONS PER MINUTE (GPM),
 275 FOOT HEAD NSN 4320-01-524-4467

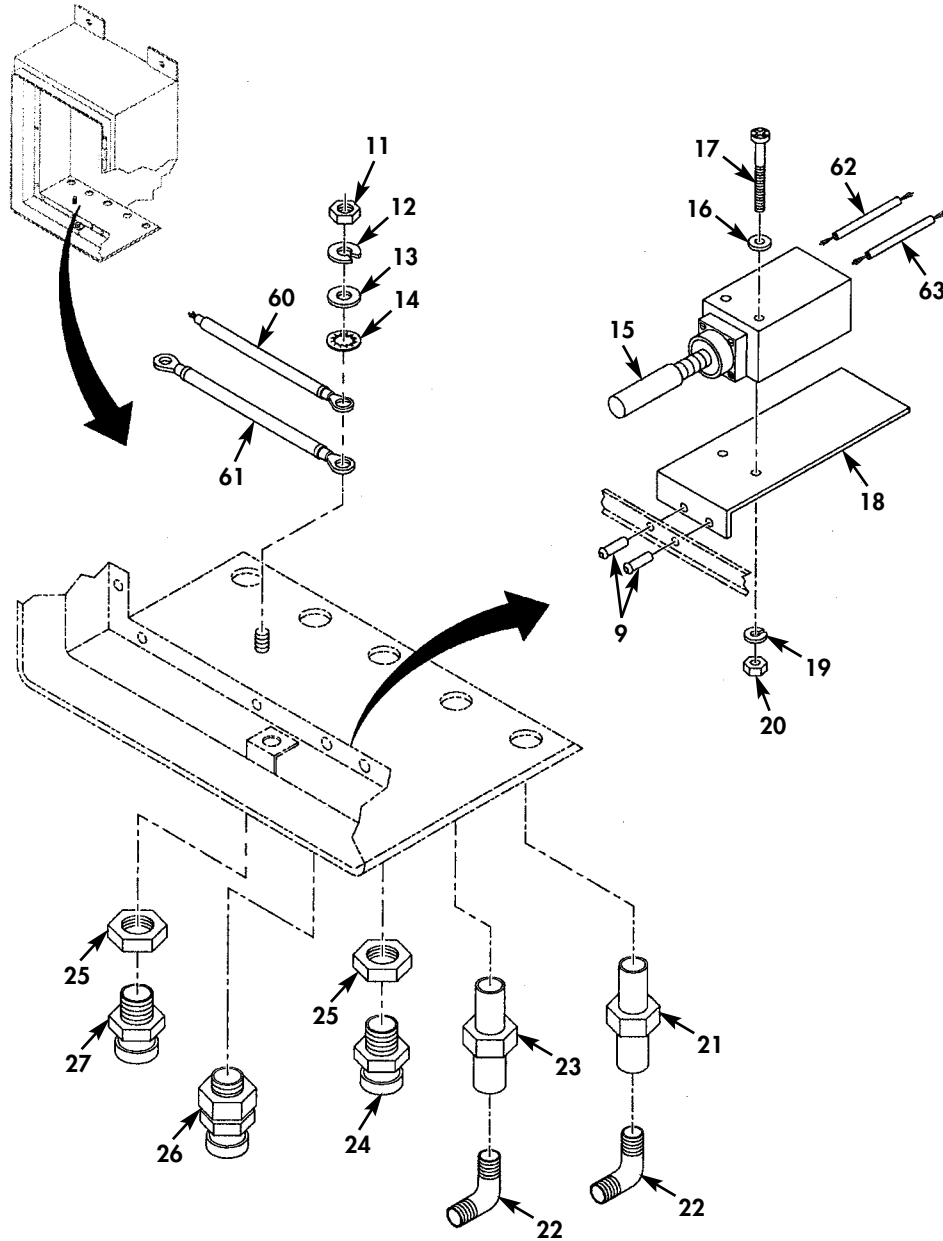


Figure 53. Control Box Assembly (Sheet 2 of 5).

FUEL PUMPING ASSEMBLY
 REPAIR PARTS AND SPECIAL TOOLS LIST
 UNIT, DIRECT SUPPORT AND GENERAL SUPPORT MAINTENANCE
 350 GALLONS PER MINUTE (GPM),
 275 FOOT HEAD NSN 4320-01-524-4467

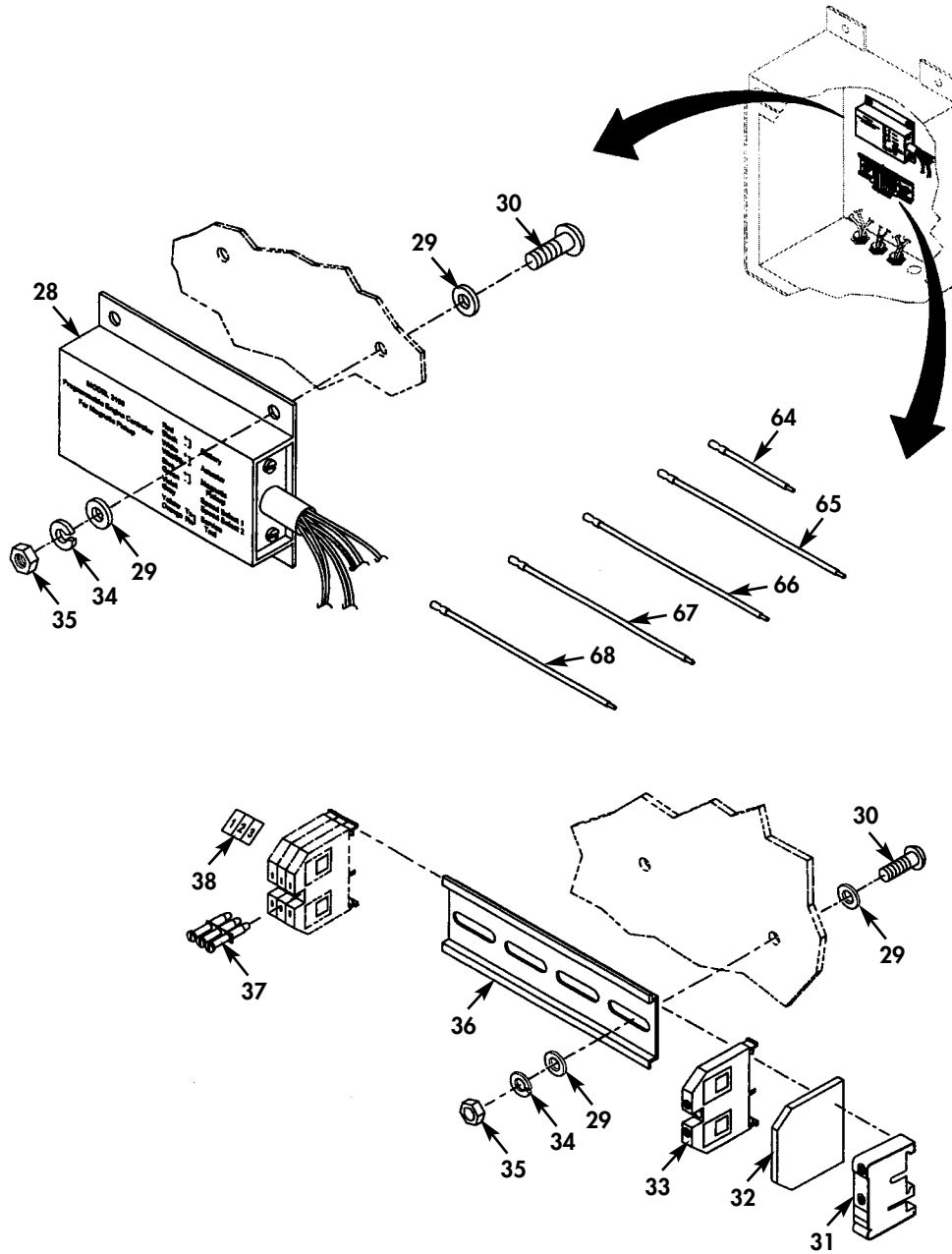


Figure 53. Control Box Assembly (Sheet 3 of 5).

FUEL PUMPING ASSEMBLY
 REPAIR PARTS AND SPECIAL TOOLS LIST
 UNIT, DIRECT SUPPORT AND GENERAL SUPPORT MAINTENANCE
 350 GALLONS PER MINUTE (GPM),
 275 FOOT HEAD NSN 4320-01-524-4467

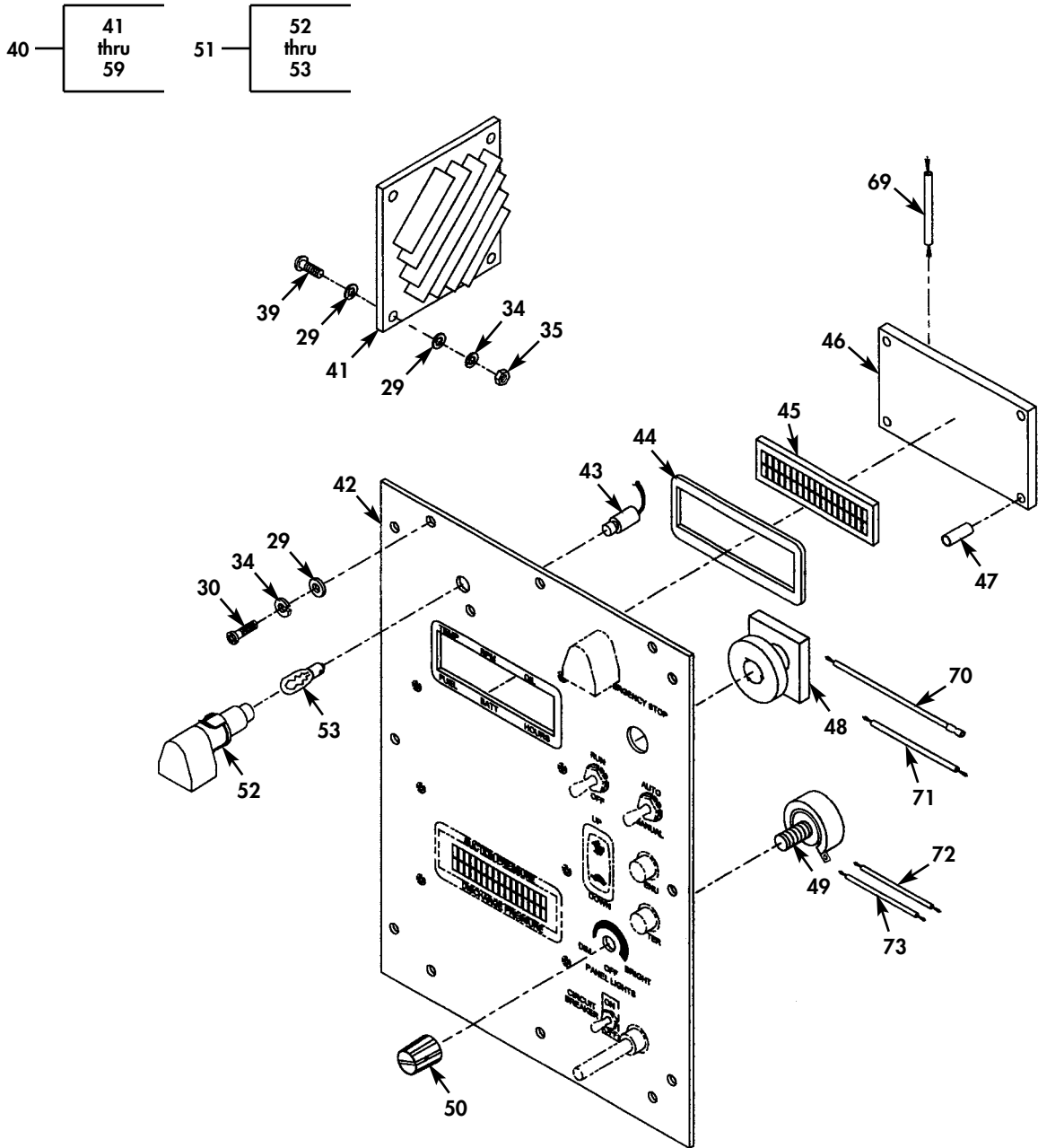


Figure 53. Control Box Assembly (Sheet 4 of 5).

FUEL PUMPING ASSEMBLY
 REPAIR PARTS AND SPECIAL TOOLS LIST
 UNIT, DIRECT SUPPORT AND GENERAL SUPPORT MAINTENANCE
 350 GALLONS PER MINUTE (GPM),
 275 FOOT HEAD NSN 4320-01-524-4467

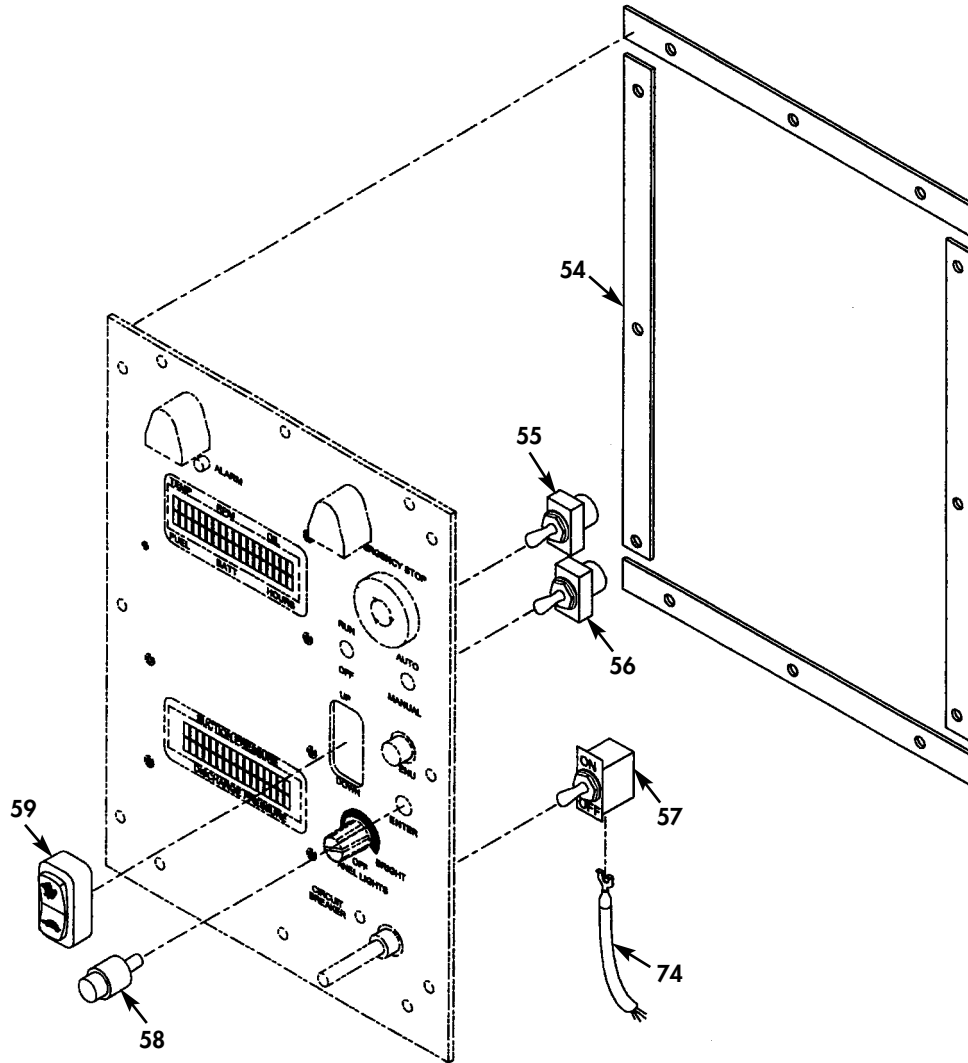


Figure 53. Control Box Assembly (Sheet 5 of 5).

(1) ITEM NO	(2) SMR CODE	(3) NSN	(4) CAGEC	(5) PART NUMBER	(6) DESCRIPTION AND USABLE ON CODES (UOC)	(7) QTY
GROUP 0006 PUMPING ASSEMBLY CONTROL BOX ASSEMBLY						
FIG. 53 CONTROL BOX ASSEMBLY						
1	PAOZZ	5305013258387	80205	MS90725-64	SCREW, CAP, HEXAGON H.....	4
2	PAOZZ	5310000806004	96906	MS27183-14	WASHER, FLAT.....	8
3	PAOZZ	5310006379541	05172	876-013C	WASHER, LOCK.....	4
4	PAOZZ	5310007320558	96906	MS51967-8	NUT, PLAIN, HEXAGON.....	4
5	PDFFZ		90598	78200-100	CONTROL BOX ASSEMBL.....	1
6	PAFZZ		90598	78170-100	.CONTROL BOX.....	1
7	PAOZZ	5320007268219	96906	MS20600B5W2	.RIVET, BLIND.....	6
8	PAOZZ		90598	78184-1	.BRACKET, MOUNTING.....	1
9	PAOZZ	5320005823519	11815	CR9157-5-3	.RIVET, BLIND.....	4
10	PAOZZ		90598	L09100N	.STAY, FOLDING.....	1
11	PAOZZ	5310007616882	96906	MS51967-2	.NUT, PLAIN, HEXAGON.....	1
12	PAOZZ	5310005825965	80205	MS35338-44	.WASHER, LOCK.....	1
13	PAOZZ	5310008094058	96906	MS27183-10	.WASHER, FLAT.....	1
14	PAOZZ	5310005501130	80205	MS35333-40	.WASHER, LOCK.....	1
15	PAOZZ		90598	78185-100	.SWITCH, SENSITIVE.....	1
16	PAOZZ	5310013034701	96906	MS51412-1	.WASHER, FLAT.....	2
17	PAOZZ	5305009846223	80205	MS35206-236	.SCREW, MACHINE.....	2
18	PAOZZ		90598	78183-1	.BRACKET, ANGLE.....	1
19	PAOZZ	5310000454007	80205	MS35338-41	.WASHER, LOCK.....	2
20	PAOZZ	5310009349747	80205	MS35649-262	.NUT, PLAIN, HEXAGON.....	2
21	PAOZZ		1R1F7	AST4200J00200P1A	.DISCHARGE TRANSDUCE.....	1
22	PAOZZ		30780	SCTX-S	.ELBOW, PIPE.....	2
23	PAOZZ		1R1F7	AST4200J00050P1A	.VALVE, REGULATING.....	1
24	PAFZZ	5975002807763	15235	CGB194	.BOX CONNECTOR, ELECT.....	1

(1) ITEM NO	(2) SMR CODE	(3) NSN	(4) CAGEC	(5) PART NUMBER	(6) DESCRIPTION AND USABLE ON CODES (UOC)	(7) QTY
25	PAFZZ		58536	AA50553-III-1-P-	.NUT, SELF-LOCKING, HE.....	2
26	PAFZZ	5975009839229	56501	5332	.BOX CONNECTOR, ELECT.....	1
27	PAFZZ	5975010988573	15235	CGB195-SG	.BOX CONNECTOR, ELECT.....	1
28	PAOZZ		3H244	4024CONT	.ENGINE CONTROLLER.....	1
29	PAOZZ	5310000145850	96906	MS27183-42	.WASHER, FLAT.....	32
30	PAOZZ	5305009897435	80205	MS35207-264	.SCREW, MACHINE.....	18
31	PAFZZ	5340014413836	63225	103002.26	.STOP, TRACK.....	2
32	PAFZZ	5340014460279	63225	118 368.16	.COVER, ACCESS.....	1
33	PAFZZ	5940014480487	63225	115116.07	.TERMINAL JUNCTION B.....	2
34	PAOZZ	5310000453296	80205	MS35338-43	.WASHER, LOCK.....	22
35	PAOZZ	5310009349751	80205	MS35650-302	.NUT, PLAIN, HEXAGON.....	10
36	PAFZZ		90598	78088-1	.BRACKET, MOUNTING.....	1
37	PAFZZ		63225	168 973.07	.JUMPER BAR.....	2
38	PAFZZ	5940014465624	63225	233002.27	.MARKER STRIP, TERMIN.....	1
39	PAOZZ	5305009931848	80205	MS35207-265	.SCREW, MACHINE.....	4
40	PAOOZ		90598	EMT1-EAS	.PANEL, VEHICULAR OPE.....	1
41	PAOZZ		90598	LM109K-C1	.REGULATOR, CURRENT.....	1
42	XAOZZ		90598	EMT1-EASFP	.FACE PLATE.....	1
43	PAOZZ		90598	L30001	.RED LENSE ALARM.....	1
44	PAOZZ		90598	SK08000RT-74VV	.PACKING MATERIAL.....	2
45	PAOZZ		90598	CU16209ECPB-W1J	.DIGITAL DISPLAY.....	2
46	PAOZZ		90598	HC-12REVC	.CIRCUIT CARD ASSEMB.....	2
47	PAOZZ		90598	VMA-2292-50N	.SCREW, TAPPING.....	8
48	PAOZZ		90598	ESTOP-PB	.SWITCH, PUSH-PULL.....	1
49	PAOZZ		Z8423	170250100R23AD	.LIGHT, PANEL.....	2
50	PAOZZ		Z8423	17DSP7020	.KNOB, LIGHT.....	1

(1) ITEM NO	(2) SMR CODE	(3) NSN	(4) CAGEC	(5) PART NUMBER	(6) DESCRIPTION AND USABLE ON CODES (UOC)	(7) QTY
51	PAOOZ		0VDA9	5300-6-28H-E	..LIGHT, PANEL.....	2
52	XAOZZ		0VDA9	5300-6-28H-E-NHA...	PANEL LIGHT.....	1
53	PAOZZ	6240002994742	62607	1495	...LAMP, INCANDESCENT.....	1
54	PAOZA	5330010167740	82942	SCE41	..RUBBER STRIP.....	4
55	PAOZZ		81640	8500K9	..SWITCH, RUN/OFF.....	1
56	PAOZZ	5930006831629	96906	MS24523-23	..SWITCH, TOGGLE.....	1
57	PAOZZ		90598	M39019/01-248	..CIRCUIT BREAKER.....	1
58	PAOZZ		90598	5000-0501	..PUSH BUTTON.....	2
59	PAOZZ		90598	L18E1S001-A223G-	..SWITCH, TOGGLE.....	1
60	MFFZZ		90598	78181-50	WIRE ASSEMBLY CUT 60 INCHES OF WIRE (CAGE 81343 P/N MS22759/16-12-9) AND ATTACH LUG (CAGE 81343 P/N AS25036-157) TO ONE END AND ATTACH LUG (CAGE 96906 P/N MS25036-114) TO OTHER.....	1
61	MFFZZ		90598	78181-19	WIRE ASSEMBLY CUT 28 INCHES OF WIRE (CAGE 81343 P/N MS22759-16-16-9) AND ATTACH LUG (CAGE 81343 P/N AS25036-157) TO END.....	1
62	MFFZZ		90598	78181-37	WIRE, ELECTRICAL CUT 16 INCHES OF WIRE (CAGE 81343 P/N MS22759/16-16-9)	1
63	MFFZZ		90598	78181-38	WIRE, ELECTRICAL CUT 16 INCHES OF WIRE (CAGE 81343 P/N MS22859/16-16-9.	1
64	MFFZZ		90598	78181-42	WIRE ASSEMBLY CUT 10 INCHES OF WIRE (CAGE 81343 P/N MS22759/16-16-9) AND ATTACH SPLICE (CAGE 2099 P/N MH14BCX) TO END	1
65	MFFZZ		90598	78181-43	WIRE ASSEMBLY CUT 24 INCHES OF WIRE (CAGE 81343 P/N MS22759/16-16-9) AND ATTACH SPLIC (CAGE 20999 P/N MH14BCX) TO END	1
66	MFFZZ		90598	78181-44	WIRE ASSEMBLY CUT 24 INCHES OF WIRE (CAGE 81343 P/N MS22759/16-16-9)	1
67	MFFZZ		90598	78181-45	WIRE ASSEMBLY CUT 24 INCHES OF WIRE (CAGE 81343 P/N MS22759/16-16-9)	1

(1) ITEM NO	(2) SMR CODE	(3) NSN	(4) CAGEC	(5) PART NUMBER	(6) DESCRIPTION AND USABLE ON CODES (UOC)	(7) QTY
68	MFFZZ		90598	78181-46	WIRE ASSEMBLY CUT 24 INCHES OF WIRE (CAGE 81343 P/N MS22759/16-16-9)	1
69	MFFZZ		90598	78181-49	WIRE, ELECTRICAL CUT 28 INCHES OF WIRE (CAGE 81343 P/N MS22759/16-16-9)	1
70	MFFZZ		90598	78181-41	WIRE ASSEMBLY CUT 24 INCHES OF WIRE (CAGE 81343 P/N MS 22759/16-16-9) AND ATTACH SPLICE (CAGE 2099 P/N MH14BCX(TO END.....	1
71	MFFZZ		90598	78181-52	WIRE, ELECTRICAL CUT 12 INCHES OF WIRE (CAGE 81343 P/N MS22759/16-16-9)	1
72	MFFZZ		90598	78181-40	WIRE, ELECTRICAL CUT TO PROPER LENGTH WIRE (CAGE 81343 P/NMS22759/16-16-9) .	1
73	MFFZZ		90598	78181-39	WIRE, ELECTRICAL CUT TO PROPER LENGTH WIRE (CAGE 81343 P/NMS22759/16-16-9) .	1
74	MFFZZ		90598	78181-48	WIRE ASSEMBLY CUT 23 INCHES OF WIRE (CAGE 81343 P/N MS22759/16-12-9)	1

END OF FIGURE

FIELD REPAIR PARTS AND SPECIAL TOOLS LIST (RPSTL)

FUEL PUMPING ASSEMBLY
 REPAIR PARTS AND SPECIAL TOOLS LIST
 UNIT, DIRECT SUPPORT AND GENERAL SUPPORT MAINTENANCE
 350 GALLONS PER MINUTE (GPM),
 275 FOOT HEAD NSN 4320-01-524-4467

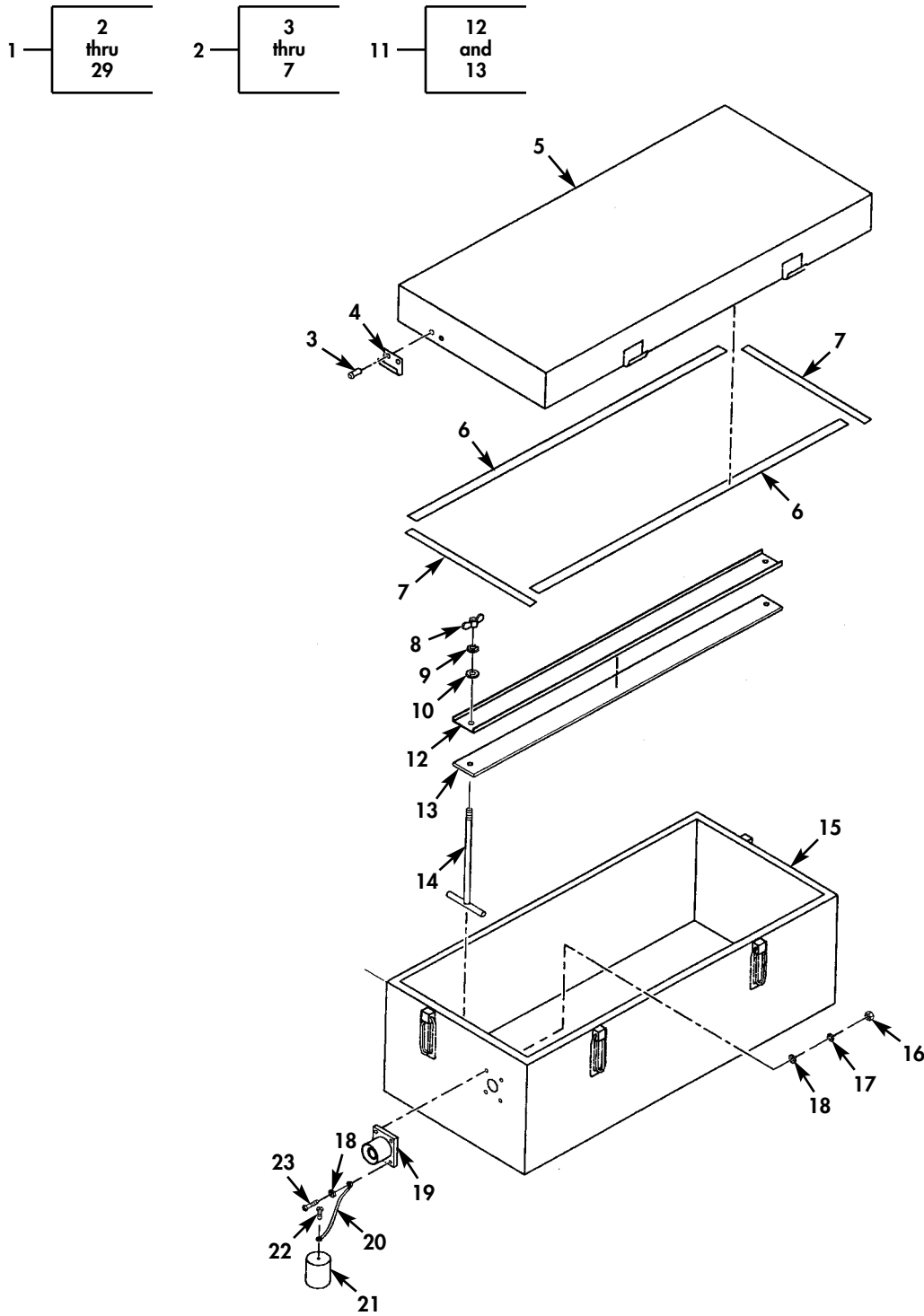


Figure 54. Battery and Battery Box (Sheet 1 of 3).

FUEL PUMPING ASSEMBLY
 REPAIR PARTS AND SPECIAL TOOLS LIST
 UNIT, DIRECT SUPPORT AND GENERAL SUPPORT MAINTENANCE
 350 GALLONS PER MINUTE (GPM),
 275 FOOT HEAD NSN 4320-01-524-4467

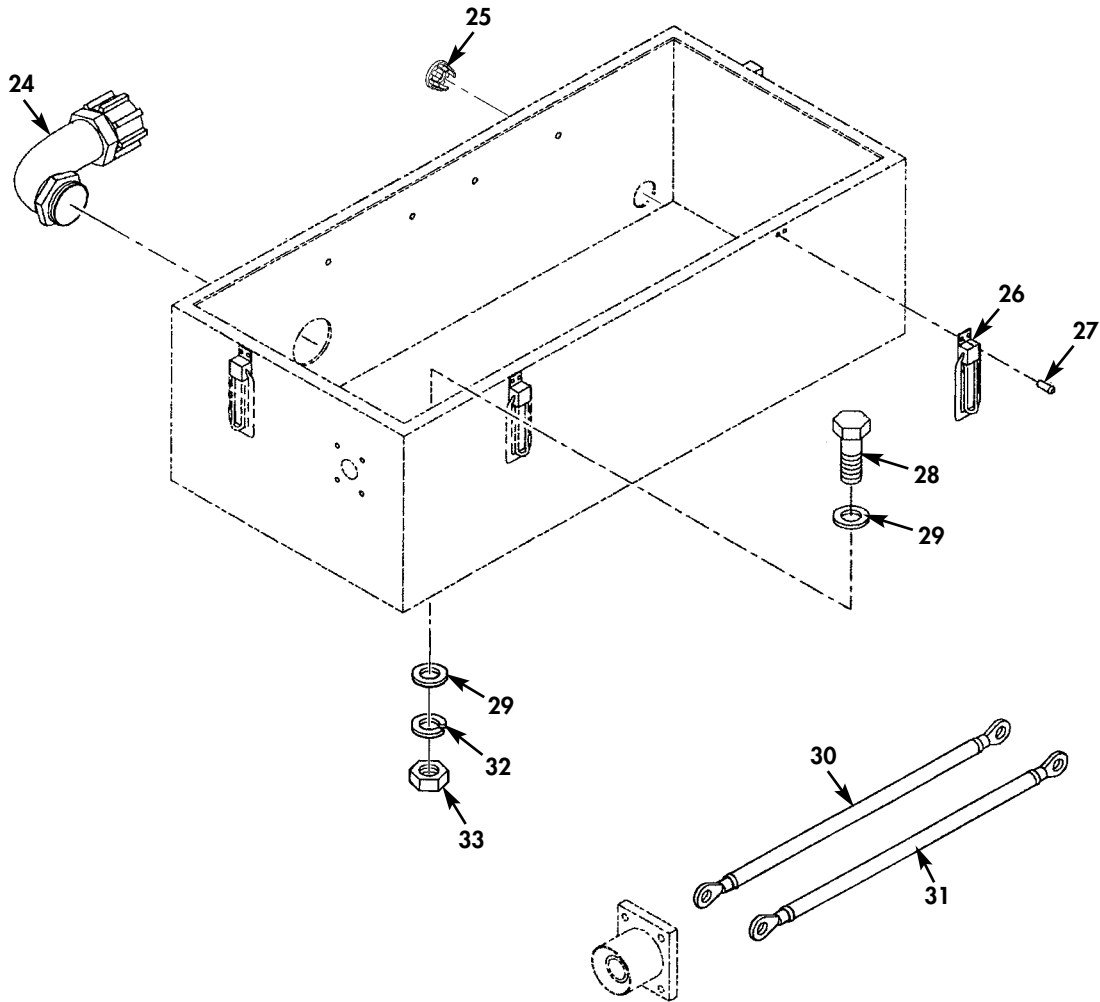


Figure 54. Battery and Battery Box (Sheet 2 of 3).

FUEL PUMPING ASSEMBLY
 REPAIR PARTS AND SPECIAL TOOLS LIST
 UNIT, DIRECT SUPPORT AND GENERAL SUPPORT MAINTENANCE
 350 GALLONS PER MINUTE (GPM),
 275 FOOT HEAD NSN 4320-01-524-4467

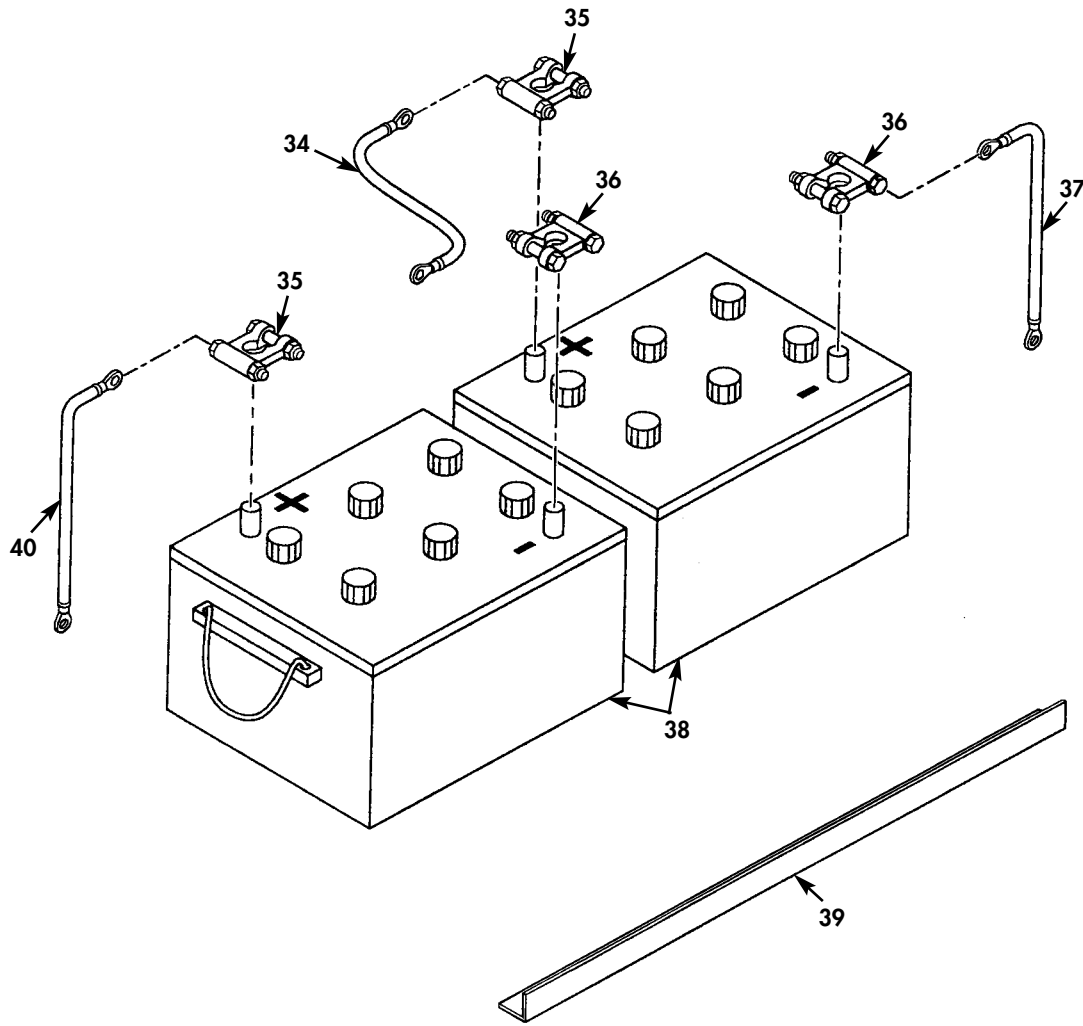


Figure 54. Battery and Battery Box (Sheet 3 of 3).

(1) ITEM NO	(2) SMR CODE	(3) NSN	(4) CAGEC	(5) PART NUMBER	(6) DESCRIPTION AND USABLE ON CODES (UOC)	(7) QTY
GROUP 0006 BATTERY BOX ASSEMBLY						
FIG. 54 BATTERY AND BATTERY BOX						
1	PAOOZ		90598	78071-100	BATTERY BOX.....	1
2	PAOOZ		90598	78072-100	.COVER, BATTERY BOX.....	1
3	PAOZZ	5320004622320	81349	M24243/6-A502H	..RIVET, BLIND.....	8
4	PAOZZ	5340014741353	94222	K4-2338-07	..STRIKE, CATCH.....	4
5	XAOZZ		90598	78072-1	..LID WELDMENT.....	1
6	PAOZZ		90598	78072-4	..GASKET.....	2
7	PAOZZ		90598	78072-5	..GASKET.....	2
8	PAOZZ	5310010648787	96906	MS35425-70	..NUT, PLAIN, WING.....	2
9	PAOZZ	5310005825965	80205	MS35338-44	..WASHER, LOCK.....	2
10	PAOZZ	5310008094058	96906	MS27183-10	..WASHER, FLAT.....	2
11	PAOZZ		90598	78078-100	..BRACKET, MOUNTING.....	1
12	XAOZZ		90598	78078-1	..CHANNEL, HOLDDOWN.....	1
13	XAOZZ		90598	78078-2	..GASKET, ADHESIVE.....	1
14	PAOZZ		90598	78095-100	..BRACKET, MOUNTING.....	2
15	XDOZZ		90598	78066-100	..BATTERY BOX WELDMEN.....	1
16	PAOZZ	5310009349751	80205	MS35650-302	..NUT, PLAIN, HEXAGON.....	4
17	PAOZZ	5310000453296	80205	MS35338-43	..WASHER, LOCK.....	8
18	PAOZZ	5310008098544	96906	MS27183-7	..WASHER, FLAT.....	8
19	PAOZZ	5935010979974	61090	11674728	..CONNECTOR, RECEPTACL.....	1
20	PAOZZ	4010014762507	2V507	30345T2	..WIRE ROPE ASSEMBLY.....	1
21	PAOZZ		98376	ZTR30A	..HOUSING, CYLINDER, PN.....	1
22	PAOZZ	5305009580664	96906	MS35207-244	..SCREW, MACHINE.....	1
23	PAOZZ	5305009953444	80205	MS35207-266	..SCREW, MACHINE.....	4
24	PAOZZ	5975008809858	03743	STB-90150	..BOX CONNECTOR, ELECT.....	1

(1) ITEM NO	(2) SMR CODE	(3) NSN	(4) CAGEC	(5) PART NUMBER	(6) DESCRIPTION AND USABLE ON CODES (UOC)	(7) QTY
25	PAOZZ		60703	8087K12	.HOLE PLUG.....	1
26	PAOZZ		94222	91-512-07	.HANDLE, MANUAL CONTR.....	4
27	PAOZZ	5320010673488	81349	M24243/6-C504H	.RIVET, BLIND.....	8
28	PAOZZ	5305013258387	80205	MS90725-64	.SCREW, CAP, HEXAGON H.....	4
29	PAOZZ	5310000806004	96906	MS27183-14	.WASHER, FLAT.....	8
30	MFFZZ		90598	78181-6	WIRE ASSEMBLY CUT 12 INCHES OF WIRE (CAGE 57672 P/N 5J1011 ANDATTACH LUGS (CAGE 0HVA8 P/N UAMCL/IR24) TO EACH END.....	1
31	MFFZZ		90598	78181-7	WIRE ASSEMBLY CUT 26 INCHES OF WIRE (CAGE 57672 P/N 5J-1011 ANDATTACH LUGS (CAGE 0HVA8 P/N UAMCL/IR24) TO EACH END.....	1
33	PAOZZ	5310007320558	96906	MS51967-8	NUT, PLAIN, HEXAGON.....	4
34	MFFZZ		90598	78181-3	WIRE ASSEMBLY CUT 22 INCHES OF WIRE (CAGE 57672 P/N 5J-1011-03) AND ATTACH LUG (CAGE 0HVA8 P/N UAMCL/IR24) TO EACH END.....	1
35	PAOZZ	5940005496581	58536	A52425-1	ADAPTER, BATTERY TER.....	2
36	PAOZZ	5940005496583	58536	AA-52425-2	ADAPTER, BATTERY TER.....	2
37	MFFZZ		90598	78181-4	WIRE ASSEMBLY CUT 73 INCHES OF WIRE (CAGE 57672 P/N 5J1011) ANDATTACH LUGS (CAGE 0HVA8 P/N UAMCL/IR24) TO EACH END.....	1
38	PCOFA	6140014469498	04055	6TMFDFP	BATTERY, STORAGE.....	2
39	PAOZZ		90598	78213-1	BRACKET, MOUNTING.....	2
40	MFFZZ		90598	78181-1	WIRE ASSEMBLY CUT 54 INCHES FROM WIRE (CAGE 57672 P/N 5J-1011-03) AND TO EACH END FASTEN ONE BATTERY LUG (CAGE 0HVA8 P/N UAMC/IR24).....	1

END OF FIGURE

FIELD REPAIR PARTS AND SPECIAL TOOLS LIST (RPSTL)

FUEL PUMPING ASSEMBLY
 REPAIR PARTS AND SPECIAL TOOLS LIST
 UNIT, DIRECT SUPPORT AND GENERAL SUPPORT MAINTENANCE
 350 GALLONS PER MINUTE (GPM),
 275 FOOT HEAD NSN 4320-01-524-4467

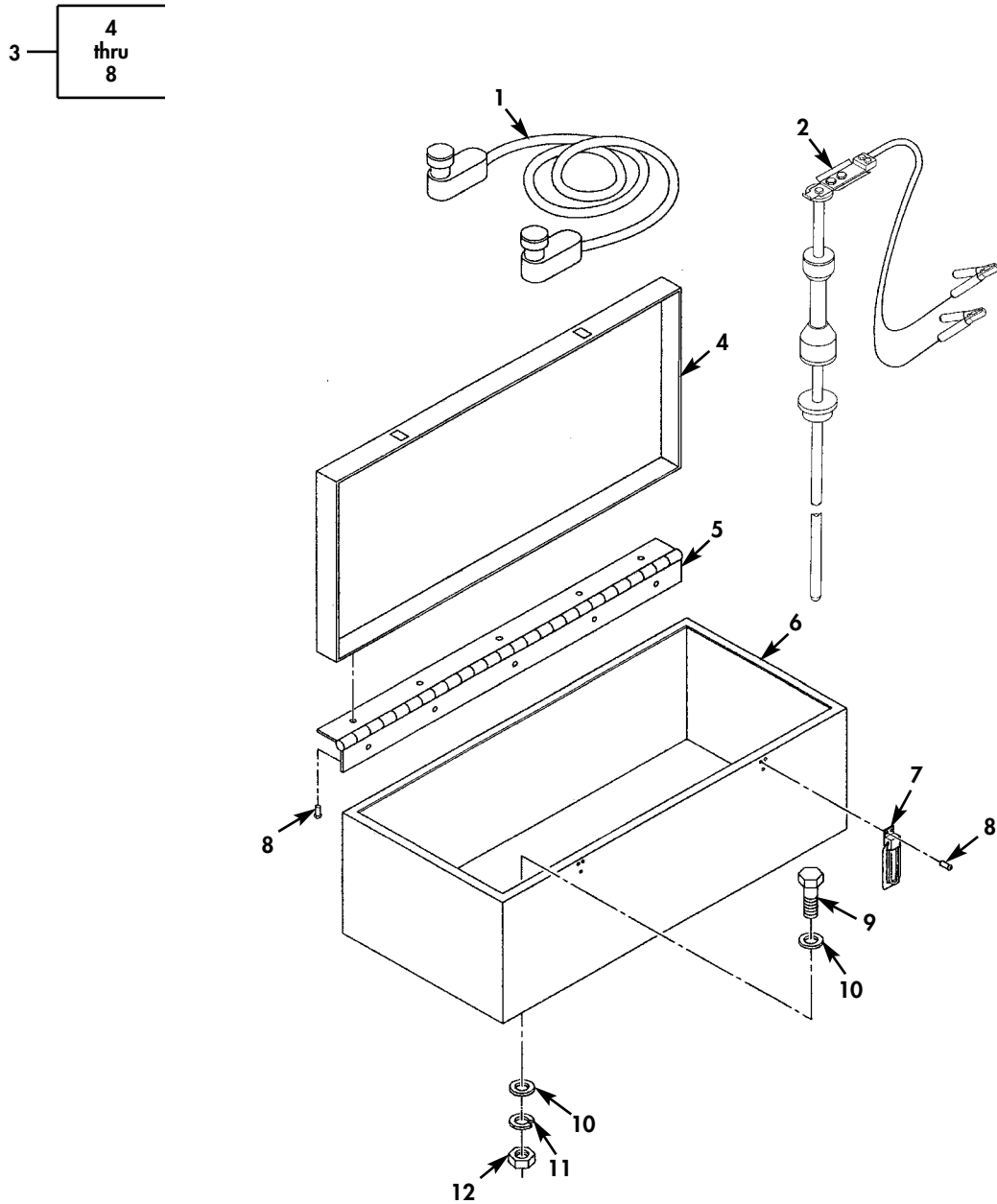


Figure 55. Toolbox, Intervehicular Cable, and Ground Rod Assembly.

(1) ITEM NO	(2) SMR CODE	(3) NSN	(4) CAGEC	(5) PART NUMBER	(6) DESCRIPTION AND USABLE ON CODES (UOC)	(7) QTY
					GROUP 0006 TOOLBOX, INTERVEHICULAR CABLE, AND GROUND ROD ASSEMBLY	
					FIG. 55 TOOLBOX, INTERVEHICULAR CABLE, AND GROUND ROD ASSEMBLY	
1	PAOZZ	6150010226004	19207	11682336-1	CABLE ASSEMBLY, POWE.....	1
2	PAOZZ		90598	78043-100	ROD, GROUND.....	1
3	PAOOZ		90598	78161-100	BOX, ACCESSORIES STO.....	1
4	PAOZZ		90598	78160-1	.COVER, ACCESS.....	1
5	PAOZZ		90598	78206-1	.HINGE, HATCH, VEHICUL.....	1
6	PAOZZ		90598	78177-1	.BOX, STORAGE, VEHICUL.....	1
7	PAOZZ	5340009752126	96906	MS18015-1	.CATCH, CLAMPING.....	2
8	PAOZZ	5320008828388	81349	M24243/6A403H	.RIVET, BLIND.....	20
9	PAOZZ	5305013258387	80205	MS90725-64	SCREW, CAP, HEXAGON H.....	4
10	PAOZZ	5310000806004	96906	MS27183-14	WASHER, FLAT.....	16
12	PAOZZ	5310007320558	96906	MS51967-8	NUT, PLAIN, HEXAGON.....	4

END OF FIGURE

FIELD REPAIR PARTS AND SPECIAL TOOLS LIST (RPSTL)

FUEL PUMPING ASSEMBLY
 REPAIR PARTS AND SPECIAL TOOLS LIST
 UNIT, DIRECT SUPPORT AND GENERAL SUPPORT MAINTENANCE
 350 GALLONS PER MINUTE (GPM),
 275 FOOT HEAD NSN 4320-01-524-4467

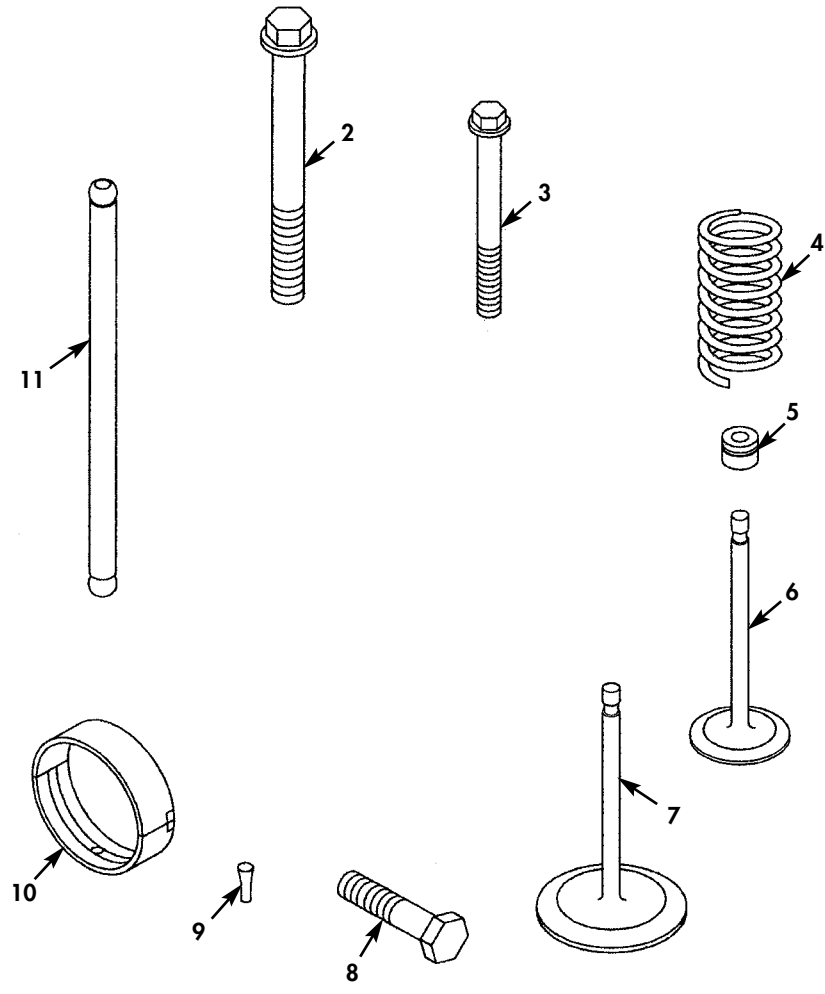
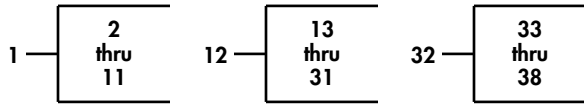


Figure 56. Engine Overhaul Kits (Sheet 1 of 3).

FUEL PUMPING ASSEMBLY
 REPAIR PARTS AND SPECIAL TOOLS LIST
 UNIT, DIRECT SUPPORT AND GENERAL SUPPORT MAINTENANCE
 350 GALLONS PER MINUTE (GPM),
 275 FOOT HEAD NSN 4320-01-524-4467

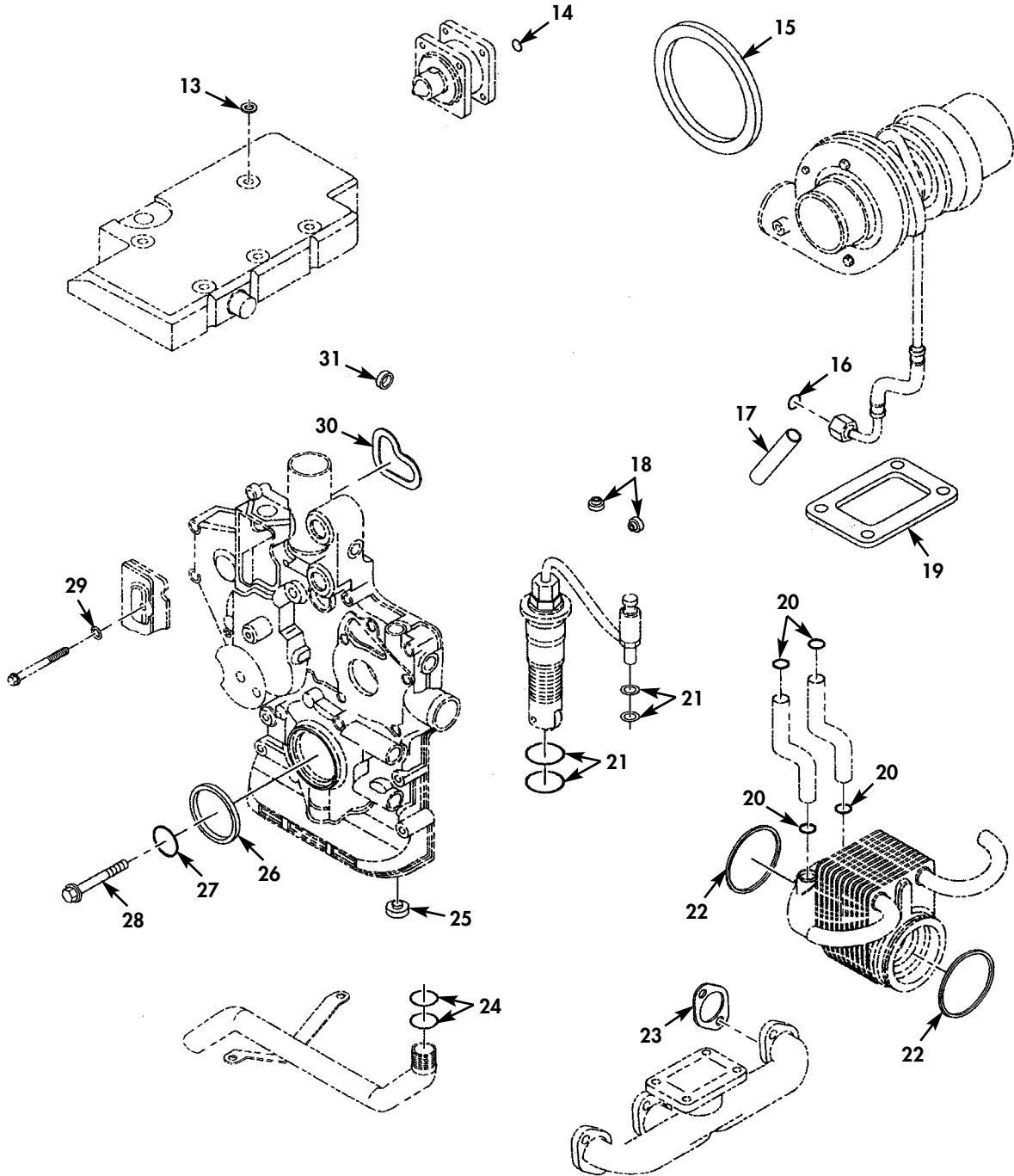


Figure 56. Engine Overhaul Kits (Sheet 2 of 3).

FUEL PUMPING ASSEMBLY
REPAIR PARTS AND SPECIAL TOOLS LIST
UNIT, DIRECT SUPPORT AND GENERAL SUPPORT MAINTENANCE
350 GALLONS PER MINUTE (GPM),
275 FOOT HEAD NSN 4320-01-524-4467

32 — 33
thru
38

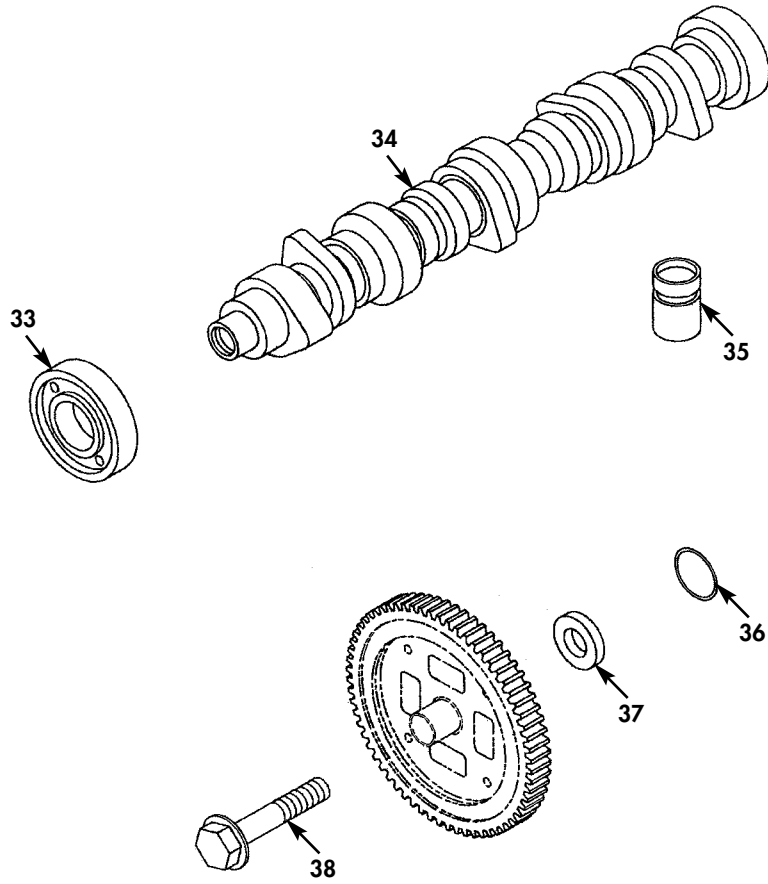


Figure 56. Engine Overhaul Kits (Sheet 3 of 3).

(1) ITEM NO	(2) SMR CODE	(3) NSN	(4) CAGEC	(5) PART NUMBER	(6) DESCRIPTION AND USABLE ON CODES (UOC)	(7) QTY
GROUP 0007 ENGINE OVERHAUL KITS						
FIG. 56 ENGINE OVERHAUL KITS						
1	PAHZZ		3H244	RE525747	PARTS KIT, DIESEL EN.....	4
2	KFHZZ		3H244	R516693	.SCREW, CAP, HEXAGON H.....	2
3	KFHZZ		3H244	19M8986	.SCREW, CAP, HEXAGON H.....	1
4	KFHZZ		3H244	R502368	.SPRING, HELICAL, COMP.....	2
5	KFHZZ		3H244	RE520980	.SEAL, PLAIN ENCASED.....	2
6	KFHZZ		3H244	R502455	.VALVE, POPPET, ENGINE.....	1
7	KFHZZ		3H244	R502454	.VALVE, POPPET, ENGINE.....	1
8	KFHZZ	5305015495152	3H244	R502503	.SCREW, CAP, HEXAGON H.....	2
9	KFHZZ		3H244	R505135	.ORIFICE.....	1
10	KFHZZ	3120015489692	3H244	R504808	.BUSHING, SLEEVE.....	1
11	KFHZZ	2815015487331	3H244	RE517136	.PUSH ROD, ENGINE POP.....	2
12	PAFZZ		3H244	RE524593	GASKET SET.....	1
13	KFFZZ	5330010367333	75160	R26287	.PACKING, PREFORMED.....	6
14	KFFZZ	5331015495016	3H244	AT259636	.O-RING.....	1
15	KFFZZ	5330013079409	75160	RE44574	.SEAL, PLAIN.....	1
17	KFFZZ	4720015489881	3H244	R518865	.HOSE, NONMETALLIC.....	1
18	KFFZZ		3H244	R51936	.SEALING WASHER.....	2
19	KFFZZ	5330015495216	3H244	R515197	.GASKET.....	1
20	KFFZZ		3H244	R72328	.O-RING.....	4
21	KFFZZ	5330015493975	3H244	RE521175	.GASKET AND SEAL SET.....	5
22	KFFZZ	5330011057264	75160	R70956	.PACKING, PREFORMED.....	2
23	KFFZZ		3H244	R515296	.GASKET.....	5
24	KFFZZ	5331001651941	81349	M83248/1-214	.O-RING.....	2
25	KFFZZ	5340015489715	3H244	R516396	.BUTTON, PLUG.....	1

(1) ITEM NO	(2) SMR CODE	(3) NSN	(4) CAGEC	(5) PART NUMBER	(6) DESCRIPTION AND USABLE ON CODES (UOC)	(7) QTY
26	KFFZZ	5330010209234	75160	AR 67942	.SEAL, PLAIN ENCASED.....	1
27	KFFZZ	5331015499001	3H244	T143324	.O-RING.....	1
28	KFFZZ	5305015498996	3H244	R504680	.SCREW, CAP, HEXAGON H.....	1
29	KFFZZ	5330010762978	75160	A4365R	.PACKING, PREFORMED.....	2
30	KFFZZ	5330015489709	3H244	R504230	.GASKET.....	1
31	KFFZZ		3H244	RE507488	.SEAL.....	1
32	PAHZZ		3H244	RE524771	CAMSHAFT, ENGINE.....	1
33	KFHZZ	3110015495628	3H244	RE518215	.BEARING, BALL, ANNULA.....	1
34	KFHZZ	2815015485660	3H244	R516873	.CAMSHAFT, ENGINE.....	1
35	KFHZZ	2815015485780	3H244	RE520885	.TAPPET, ENGINE POPPE.....	8
36	KFHZZ	5365015491769	3H244	R515112	.SHIM.....	1
37	KFHZZ	5310015493981	3H244	R516770	.WASHER, FLAT.....	1
38	KFHZZ	5305015499022	3H244	R517240	.SCREW, CAP, HEXAGON H.....	1

END OF FIGURE

FIELD REPAIR PARTS AND SPECIAL TOOLS LIST (RPSTL)

(1) ITEM NO	(2) SMR CODE	(3) NSN	(4) CAGEC	(5) PART NUMBER	(6) DESCRIPTION AND USABLE ON CODES (UOC)	(7) QTY
GROUP 0008 BULK ITEMS LIST						
FIG. 57 BULK ITEMS LIST						
1	PAFZZ	6145008652058	16428	8663	BRAID, WIRE.....	V
2	PAFZZ		81349	M7928/5-5	BUTT SPLICE.....	1
3	PAFZZ	6145010362684	81348	M49285/26	CABLE, SPECIAL PURPO.....	V
4	PAFZZ		34899	0444167281	SHIELDING BEAD, ELEC.....	1
5	PAFZZ		34899	0461164181	SHIELDING BEAD, ELEC.....	1
6	PAFZZ		34899	0444164181	SHIELDING BEAD, ELEC.....	1
7	PAFZZ		39428	7856K17-BLACK	INSULATION SLEEVING.....	V
8	PAFZZ		0HVA8	UAMCL/IR24	LUG, BATTERY.....	11
9	PAFZZ	5940015331341	39428	7106K77	TERMINAL, LUG.....	1
10	PAFZZ		20999	MH14BCX	SPLICE, CONDUCTOR.....	12
11	PAFZZ	5975009846582	96906	MS3367-1-0	STRAP, TIEDOWN, ELECT.....	V
12	PAFZZ		59730	RC10-6FL	TERMINAL, FORK.....	4
13	PAFZZ	5940001139826	96906	MS25036-114	TERMINAL, LUG.....	3
14	PAFZZ		96906	MS25036-118	TERMINAL, LUG.....	1
15	PAFZZ	5940001434774	81343	MS25036-153	TERMINAL, LUG.....	1
16	PAFZZ	5940001434780	81343	MS25036-108	TERMINAL, LUG.....	1
17	PAFZZ	5940001434793	96906	MS25036-110	TERMINAL, LUG.....	4
18	PAFZZ	5940001138190	96906	MS25036-122	TERMINAL, LUG.....	2
19	PAFZZ	5940001434777	81343	AS25036-157	TERMINAL, LUG.....	5
20	PAFZZ		59730	14RB-2577	TERMINAL, QUICK DIS.....	9
21	PAFZZ		57672	5J-1011-03	WIRE, ELECTRICAL.....	V
22	PAFZZ		57672	5J-1011	WIRE, ELECTRICAL.....	V
23	PAFZZ		81343	MS22759/16-16-9	WIRE, ELECTRICAL.....	V
24	PAFZZ		81343	MS22759/16-12-9	WIRE, ELECTRICAL.....	V

(1) ITEM NO	(2) SMR CODE	(3) NSN	(4) CAGEC	(5) PART NUMBER	(6) DESCRIPTION AND USABLE ON CODES (UOC)	(7) QTY
25	PAFZZ		81343	MS22759/16-8-9	WIRE,ELECTRICAL.....	V
26	PAFZZ		81343	MS22759/16-6-9	WIRE,ELECTRICAL.....	V

END OF FIGURE

NATIONAL STOCK NUMBER INDEX

STOCK NUMBER	FIG.	ITEM	STOCK NUMBER	FIG.	ITEM
4730-00-010-3867	7	38	5310-00-081-4219	3	15
5310-00-014-5850	4	8	5310-00-082-1404	47	36
	26	14		50	22
	47	44	5940-00-113-8190	57	18
	53	29	5940-00-113-9826	57	13
5310-00-045-3296	4	9	5940-00-143-4774	57	15
	26	16	5940-00-143-4777	57	19
	43	10	5940-00-143-4780	57	16
	47	45	5940-00-143-4793	57	17
	53	34	5331-00-165-1941	26	4
	54	17		56	24
5310-00-045-3299	47	37	5325-00-174-9332	43	34
	50	21	4730-00-185-6837	52	16
5310-00-045-4007	53	19	9905-00-202-3639	48	7
5330-00-063-2437	7	13	4730-00-204-3491	24	18
5310-00-067-9507	2	4	5310-00-225-6408	6	15
5305-00-068-0502	43	28	5306-00-226-4833	3	13
	46	14	5305-00-269-3211	7	26
5310-00-068-5285	47	42	4730-00-278-3725	52	15
5305-00-071-2070	50	1	5975-00-280-7763	43	25
5305-00-071-2082	47	35		53	24
5310-00-080-6004	44	2	5340-00-291-5322	4	12
	45	2	5340-00-291-5347	4	7
	49	4	6240-00-299-4742	53	53
	50	9	5310-00-407-9566	3	14
	52	2	4730-00-430-4389	19	7
	53	2	5320-00-462-2320	54	3
	54	29	5310-00-470-5974	7	24
	55	10	2610-00-489-8013	5	3

NATIONAL STOCK NUMBER INDEX

STOCK NUMBER	FIG.	ITEM	STOCK NUMBER	FIG.	ITEM
5310-00-496-3676	7	19		52	9
5940-00-549-6581	54	35		53	4
5940-00-549-6583	54	36		54	33
5310-00-550-1130	53	14		55	12
5320-00-582-3519	53	9	5310-00-761-6882	46	10
5310-00-582-5965	4	2		48	2
	46	11		53	11
	48	3	3110-00-763-0259	1	11
	52	30	5310-00-763-8921	50	12
	53	12	5310-00-768-0318	47	32
	54	9		50	5
5310-00-584-5272	47	33	4320-00-768-2904	7	9
	50	4	3110-00-769-1426	1	12
5310-00-584-7888	50	13	5310-00-782-4406	3	18
5315-00-584-9053	3	17	4820-00-785-8153	46	4
5310-00-637-9541	44	3	5310-00-809-4058	4	3
	45	3		46	12
	49	5		48	4
	53	3		52	29
5930-00-683-1629	53	56		53	13
5305-00-716-7220	47	43		54	10
4730-00-719-2708	19	19	5310-00-809-5998	2	3
5305-00-724-5914	6	1		47	34
5310-00-725-9479	7	16		50	2
5320-00-726-8219	53	7	5310-00-809-8533	50	14
5310-00-732-0558	44	4	5310-00-809-8544	43	13
	45	4		54	18
	49	6	5315-00-815-8840	3	11
	50	11	5310-00-823-8803	6	2

NATIONAL STOCK NUMBER INDEX

STOCK NUMBER	FIG.	ITEM	STOCK NUMBER	FIG.	ITEM
4730-00-840-5347	45	20	5975-00-984-6582	57	11
4730-00-840-5348	44	19	5307-00-985-4918	7	8
5315-00-842-3044	3	12	5305-00-989-7435	53	30
6145-00-865-2058	57	1	5305-00-993-1848	53	39
5310-00-876-0086	35	19	5305-00-995-3444	54	23
5975-00-880-9858	54	24	5330-01-016-7740	53	54
5320-00-882-8388	55	8	5330-01-020-9234	21	11
5330-00-899-4509	44	21		56	26
	45	22	6150-01-022-6004	55	1
3110-00-926-1379	1	15	6145-01-036-2684	57	3
5310-00-934-9747	53	20	5330-01-036-7333	17	3
5310-00-934-9751	43	9		56	13
	53	35	4730-01-049-4807	46	3
	54	16	5330-01-060-9610	7	28
5310-00-934-9757	50	20	5330-01-060-9614	7	29
5310-00-934-9758	4	13	5310-01-064-8787	54	8
	26	18	5320-01-067-3488	54	27
	43	32	4730-01-067-4711	24	11
5305-00-958-0664	43	14	5330-01-076-2978	20	26
	54	22		56	29
4730-00-958-8599	52	13	5330-01-078-2005	7	21
5340-00-975-2126	55	7	4730-01-096-3170	46	5
5975-00-983-9229	53	26	5935-01-097-9974	54	19
5305-00-984-6197	50	23	5975-01-098-8573	53	27
5305-00-984-6212	4	10	5331-01-101-0594	42	1
	26	13	5330-01-105-7264	25	13
	43	18		56	22
	47	38	2815-01-116-9141	30	3
5305-00-984-6223	53	17	5310-01-122-0953	35	21

NATIONAL STOCK NUMBER INDEX

STOCK NUMBER	FIG.	ITEM	STOCK NUMBER	FIG.	ITEM
5365-01-137-7682	7	30		45	17
5360-01-160-8051	3	8	4730-01-273-0286	25	1
5325-01-183-1401	35	23	5310-01-303-4701	53	16
3110-01-188-0733	7	35	5330-01-307-9409	29	2
5330-01-208-6150	7	17		56	15
4730-01-227-1804	46	2	5325-01-314-9985	35	17
	51	3	4730-01-316-5922	20	5
4730-01-231-2751	19	20	3130-01-317-2625	7	27
5325-01-237-5317	35	22	4720-01-321-4722	19	4
5365-01-244-1263	52	25	5310-01-322-0831	19	5
5995-01-255-8701	34	4	5305-01-325-8387	44	27
5310-01-262-1337	44	8		45	27
	45	9		49	3
5360-01-262-1338	44	9		50	8
	45	10		52	1
5365-01-262-1339	44	11		53	1
	45	12		54	28
5330-01-262-1340	44	14		55	9
	45	15	5306-01-326-4911	20	1
5310-01-262-1359	44	6	5306-01-326-4912	12	4
	45	7	5305-01-326-4921	19	1
5310-01-262-1360	44	17		26	6
	45	18		34	5
5330-01-262-1363	44	10	5930-01-326-5473	42	8
	45	11	5306-01-330-8490	25	18
5305-01-262-1365	44	12	5310-01-331-7601	15	3
	45	13	5340-01-381-1690	44	7
5325-01-263-8567	22	3		45	8
5310-01-265-5044	44	16	5305-01-387-0114	49	7

NATIONAL STOCK NUMBER INDEX

STOCK NUMBER	FIG.	ITEM	STOCK NUMBER	FIG.	ITEM
5330-01-389-0117	1	10	4820-01-472-5579	19	36
5307-01-389-1245	1	21	5340-01-474-1353	54	4
5310-01-389-1257	1	20	5306-01-475-3595	20	42
3110-01-389-1658	1	14	5306-01-475-3599	12	1
4820-01-408-5675	19	38	5306-01-475-3895	20	34
2530-01-412-8160	1	29	5331-01-475-3950	20	11
2530-01-412-8166	1	29	4010-01-476-2507	54	20
5331-01-428-9233	16	5	5340-01-476-3874	20	2
5340-01-441-3836	53	31	4010-01-494-0974	47	39
5340-01-446-0279	53	32	5340-01-502-8758	7	36
5940-01-446-5624	53	38	5325-01-502-8762	7	31
6140-01-446-9498	54	38	5310-01-502-8763	7	20
5940-01-448-0487	53	33	4730-01-510-0051	40	2
5310-01-454-2325	1	37	5331-01-510-0076	11	8
5360-01-454-5761	1	31	2990-01-511-1668	42	5
5340-01-454-6358	1	38	5310-01-513-1029	7	25
5306-01-460-1582	19	17	5306-01-514-2523	37	4
	35	5	5340-01-515-0537	44	24
5331-01-460-2668	21	6		45	24
5310-01-461-4074	47	41	2530-01-517-3886	1	19
4730-01-466-4023	52	18	5310-01-517-6246	1	16
5306-01-470-1384	26	1	2530-01-522-0151	1	30
5306-01-470-1391	29	4	3040-01-522-0152	1	23
5306-01-470-1959	10	2	5360-01-522-0153	1	35
5330-01-470-2010	42	7	5310-01-522-1351	1	33
5305-01-470-2417	25	3	5315-01-522-1367	1	26
5306-01-470-4193	21	13	5360-01-522-1603	1	34
5306-01-470-5111	15	1	3040-01-522-1604	1	28
4730-01-472-1757	21	4	5360-01-522-1889	1	24

NATIONAL STOCK NUMBER INDEX

STOCK NUMBER	FIG.	ITEM	STOCK NUMBER	FIG.	ITEM
2530-01-522-4028	1	39	4730-01-533-4798	7	3
2530-01-522-4062	1	32	3120-01-533-4802	7	22
2530-01-522-4068	1	25	5310-01-533-4987	7	15
5330-01-524-7462	19	29	5365-01-533-5280	7	49
5330-01-524-7474	19	33	5305-01-533-5619	7	47
4320-01-524-7579	6	4	4330-01-533-6181	19	28
	7	1	3010-01-533-7689	7	44
2940-01-524-7590	19	30	5305-01-533-8693	6	5
2910-01-524-7665	19	32		7	43
4730-01-524-8460	16	8	5360-01-533-9691	19	31
	25	11	5305-01-533-9945	7	41
4010-01-526-4895	44	25	4730-01-533-9948	7	39
	45	25	4730-01-534-0872	7	12
4720-01-531-2311	40	1	5310-01-534-2898	19	27
5940-01-533-1341	57	9	5340-01-535-4672	1	40
5305-01-533-2055	7	11	4320-01-536-0845	7	14
5310-01-533-2084	6	6	2910-01-536-0848	7	18
	7	42	4820-01-536-0849	7	4
5340-01-533-2143	7	23	5210-01-536-0853	7	40
5365-01-533-2146	7	54	3040-01-536-0854	7	33
5315-01-533-2469	7	34	5330-01-543-1161	44	1
5340-01-533-2951	7	37		45	5
3130-01-533-3226	7	32	5340-01-544-1306	46	8
5307-01-533-3322	7	7	2815-01-548-3688	10	1
5340-01-533-3344	7	10	3040-01-548-5231	20	20
5365-01-533-3402	7	50	3020-01-548-5525	20	44
5340-01-533-3404	7	2	3040-01-548-5531	12	8
2530-01-533-4687	1	36	3040-01-548-5538	12	3
5305-01-533-4796	7	51	2815-01-548-5660	13	3

NATIONAL STOCK NUMBER INDEX

STOCK NUMBER	FIG.	ITEM	STOCK NUMBER	FIG.	ITEM
	56	34	3020-01-548-9359	9	4
2815-01-548-5670	14	4	3020-01-548-9365	10	4
2815-01-548-5681	22	2	5340-01-548-9381	1	5
2815-01-548-5759	22	2	4720-01-548-9411	19	22
2815-01-548-5769	18	3	5340-01-548-9420	17	6
2815-01-548-5780	18	6	5305-01-548-9429	16	2
	56	35		38	3
4730-01-548-5796	19	3	3120-01-548-9431	22	9
5977-01-548-6143	8	3	5365-01-548-9437	6	13
5940-01-548-6154	3	7	4320-01-548-9500	7	5
5935-01-548-6179	11	4	3010-01-548-9543	7	46
5977-01-548-6955	8	7	4730-01-548-9638	20	17
5930-01-548-6962	11	9	4710-01-548-9641	20	4
2815-01-548-7064	22	5	5340-01-548-9674	20	14
2815-01-548-7066	22	2	5305-01-548-9677	20	21
2815-01-548-7069	18	7	3120-01-548-9692	13	4
3040-01-548-7246	18	2		56	10
3020-01-548-7281	12	7	5305-01-548-9703	13	1
2815-01-548-7331	18	5	5330-01-548-9709	21	3
	56	11		56	30
5977-01-548-7373	8	2	5340-01-548-9715	21	10
5977-01-548-7386	8	5		56	25
3040-01-548-7424	20	48	4730-01-548-9849	19	16
2510-01-548-8047	1	3	4720-01-548-9881	16	9
4320-01-548-8381	7	53		56	17
4330-01-548-8457	19	26	3040-01-549-0006	12	9
3120-01-548-9266	3	6	3040-01-549-0024	18	4
5365-01-548-9275	2	2	4710-01-549-0578	4	14
5365-01-548-9277	3	16	4730-01-549-0848	4	16

NATIONAL STOCK NUMBER INDEX

STOCK NUMBER	FIG.	ITEM	STOCK NUMBER	FIG.	ITEM
4730-01-549-0858	7	55	4730-01-549-3461	16	6
6150-01-549-1305	11	1	5305-01-549-3961	17	2
4820-01-549-1334	19	37	5310-01-549-3969	9	5
3040-01-549-1368	20	16	5305-01-549-3971	10	6
3040-01-549-1384	3	4	5330-01-549-3975	20	37
4730-01-549-1468	19	24		56	21
4730-01-549-1492	21	8	5310-01-549-3981	20	45
4720-01-549-1505	16	4		56	37
4730-01-549-1509	16	10	5305-01-549-3984	20	7
4820-01-549-1510	7	56	5340-01-549-3988	11	7
4730-01-549-1515	7	57	5360-01-549-3996	21	9
4720-01-549-1542	4	6	5305-01-549-4003	12	5
4720-01-549-1598	4	17	3120-01-549-4006	22	9
3120-01-549-1768	20	29	5305-01-549-4013	18	1
5365-01-549-1769	20	46	5307-01-549-4029	7	6
	56	36	5310-01-549-4033	7	48
3120-01-549-1770	14	3	5310-01-549-4071	3	9
4720-01-549-1933	4	15		47	6
3040-01-549-2418	12	2	3040-01-549-4587	19	12
5306-01-549-2477	1	27	4010-01-549-4723	3	5
5310-01-549-2499	8	4	5340-01-549-5012	20	25
	35	11	5331-01-549-5016	20	6
5315-01-549-2561	20	31		56	14
5315-01-549-2570	20	23	5330-01-549-5017	19	2
5340-01-549-2664	19	34	3120-01-549-5033	20	28
5310-01-549-2675	19	14	5305-01-549-5152	22	8
5305-01-549-2687	19	9		56	8
5977-01-549-2706	8	6	5340-01-549-5164	6	12
5315-01-549-2791	19	13	3120-01-549-5187	14	3

NATIONAL STOCK NUMBER INDEX

STOCK NUMBER	FIG.	ITEM	STOCK NUMBER	FIG.	ITEM
5340-01-549-5213	4	5	5305-01-549-8324	17	7
5330-01-549-5216	16	11	5340-01-549-8360	3	2
	56	19	2815-01-549-8575	22	1
3120-01-549-5249	20	22	5305-01-549-8607	20	15
5365-01-549-5601	6	11		41	5
5365-01-549-5606	7	45		43	7
3120-01-549-5620	14	2	5340-01-549-8664	15	2
3110-01-549-5628	13	2		39	10
	56	33	5306-01-549-8684	20	19
5310-01-549-5741	19	15	5340-01-549-8690	20	24
5340-01-549-5982	20	30	5310-01-549-8733	19	10
5340-01-549-5983	47	3	5310-01-549-8947	35	18
5310-01-549-5984	20	18	5310-01-549-8948	19	11
5305-01-549-5985	8	1	5305-01-549-8996	9	2
5305-01-549-5991	24	4		56	28
5977-01-549-6124	8	8	5331-01-549-9001	9	3
5975-01-549-6130	20	33		56	27
3040-01-549-6151	20	39	5340-01-549-9013	20	35
5340-01-549-6152	20	36	5310-01-549-9017	20	3
5325-01-549-6163	20	40	5305-01-549-9022	20	47
5305-01-549-6355	21	12		56	38
	30	4	5305-01-549-9024	20	27
5325-01-549-6380	11	2	4010-01-549-9222	3	3
5325-01-549-6384	12	6	5365-01-549-9622	19	18
5310-01-549-7121	7	52	4730-01-549-9662	19	23
5340-01-549-7135	6	14	5310-01-550-0185	1	18
5305-01-549-7168	20	8	5310-01-550-0190	1	17
5306-01-549-7620	20	32	4710-01-550-4890	4	11
4710-01-549-7622	16	7	2530-01-550-7456	1	1

NATIONAL STOCK NUMBER INDEX

STOCK NUMBER	FIG.	ITEM
5120-01-552-6202	49	1
2530-01-553-3345	1	22
4810-01-553-7030	17	4
2590-01-553-7036	17	1
2815-01-554-7035	22	1
2920-01-555-0298	11	6
2990-01-556-0337	20	9

PART NUMBER INDEX

Part Number	FIG.	ITEM	Part Number	FIG.	ITEM
0 332 002 256	43	11	049-002-00	1	26
005-023-00	1	16	04A13-(4/10)	6	4
005-112-00	1	37		7	1
005-113-00	1	33	054-060-00	1	30
006-190-00	1	18	054-062-00	1	29
006-191-00	1	17	054-063-00	1	29
008-247-05	1	13	067-001-00	1	27
012-001-01	1	5	069-055-00	1	38
018-011-01	1	3	072-006-00	1	6
021-003-00	1	19	0776600	3	2
023-400-00	1	22	0776900	3	3
023-401-00	1	22	0782000	3	9
031-031-01	1	14		47	6
036-094-03	1	28	0797600	47	5
040-210-00	1	23	0799700	47	15
040-211-00	1	25	0815200	47	16
043-004-00	1	36	0829100	47	18
0444164181	57	6	0854000	3	10
0444167281	57	4	099-946-06-81	35	24
046-007-00	1	40	10006B-106	19	20
046-009-00	1	34	1001140	45	23
046-018-00	1	35	1001140SG	45	21
046-077-00	1	24	1001240	44	23
046-103-00	1	31	1001240SG	44	22
0461164181	57	5	101332	19	38
047-116-01	1	39	101824	19	36
047-117-01	1	39	101935	19	37
047-118-00	1	32	10209	47	23
			1027300	47	9

PART NUMBER INDEX

Part Number	FIG.	ITEM	Part Number	FIG.	ITEM
1027400	47	7	1780300	47	8
103002.26	53	31	1781500	47	26
10510731	3	8	17DSP7020	53	50
1055500	47	11	18033-MF	4	6
115116.07	53	33	1806600183	47	4
11608950-16	24	11	1831600	47	14
11608950-8	42	10	1861900	47	17
11674728	54	19	19M7768	20	7
11682336-1	55	1	19M7775	12	4
118 368.16	53	32	19M7788	10	2
1209800	47	30	19M7796	29	4
1242600	47	19	19M7862	19	1
129HB-4-4	46	3		26	6
141	43	29		34	5
1495	53	53	19M7865	26	1
14M7298	15	3	19M7866	20	1
14RB-2577	57	20	19M7867	25	18
1560E-7015BD	5	1	19M7868	15	1
15H666	25	1	19M7873	41	7
168 973.07	53	37	19M7979	21	13
170250100R23AD	53	49	19M8263	20	8
1755600	47	3	19M8291	25	3
1755892	1	8	19M8318	41	10
1776200	47	28	19M8425	20	42
1776300	47	13	19M8439	12	1
1776600	47	25	19M8483	20	27
1777200	47	21	19M8554	18	1
1777300	47	22	19M8844	37	4
1777401	47	29	19M8966	20	34

PART NUMBER INDEX

Part Number	FIG.	ITEM	Part Number	FIG.	ITEM
19M8986	23	2	235RF-020621	44	10
	56	3		45	11
1AX204Z	20	33	235RF-020721	44	8
1INX1/2INX.625IN	41	8		45	9
2-2-2 130438B	19	19	235RF-02082P	44	11
2083-6-6S	52	15		45	12
21171-511	6	6	235RF-02092G	44	14
	7	42		45	15
22645-164	7	41	235RF-02162S	44	9
22645-558	6	5		45	10
	7	43	235RF-0221 2N	44	17
22M7171	32	5		45	18
232001	19	27	235RF-02212S	44	12
232008	19	33		45	13
233000	19	30	235RF-02212W	44	16
233002.27	53	38		45	17
233054RL	19	26	24131-115	7	54
233107	35	25	24391-002	7	45
233959	41	3	24391-003	7	46
	43	5	24391-004	7	50
23412-013	7	32	24391-005	7	53
235 RF-0201 MB	44	15	24391-008	7	51
	45	16	24391-009	7	52
235 RF-0202 MB	44	13	24391-010	7	48
	45	14	24391-011	7	47
235RF-02043A	44	7	24391-012	7	49
	45	8	24391-101	7	44
235RF-02052N	44	6	2480100183	47	24
	45	7	24A/CBRK	24	2

PART NUMBER INDEX

Part Number	FIG.	ITEM	Part Number	FIG.	ITEM
24DAVBRK	19	8	3610T32	44	25
24MOD613B	35	3		45	25
24MUFBRK	39	13	3762ED	7	18
25227-689	7	28	3765A	7	9
25271-207	7	21	3768-GA19140	7	17
26531-088	7	2	37J	7	19
26531-455	7	3	37M7089	17	7
26641-208	7	4	380047	19	28
26714-011	7	40	380048	19	29
28H1511	20	3	380056	19	31
3013169	52	22	38222-531	7	5
3014492	52	21	38263-609 10010	7	37
3014501	52	23	38272-522	7	23
3015139	52	19	38322-214 10010	7	27
3015139-NHA	52	24	38514-546	7	33
3015147	52	20	38683-207	7	29
30345T2	54	20	3868T43	3	7
30D2FS	36	2	38818-020	7	10
31414-074	7	22	3883T44	3	6
31512-024 17060	7	20	3JC82-6-6	19	23
320626	19	34	4 INCH TTMA/C440	44	1
332-1936-620	52	16	1		
3461T85	3	5		45	5
34736	2	1	4024CONT	53	28
35315142	1	10	4045600	47	20
35315274	1	20	4093200	47	2
35361898	1	21	40M1823	11	2
3580892	1	11	40M1855	22	3
35AH545H-ST	1	9	40M7013	12	6

PART NUMBER INDEX

Part Number	FIG.	ITEM	Part Number	FIG.	ITEM
43-13-1-24/5	35	18	60695K61	20	28
4350700183	47	12	613CAP	35	2
4390500	47	27	6679K12	20	29
4594100	47	10	6800	28	2
46-252	52	14	68900183	35	15
4635	7	14	68900184	35	14
4635GA	7	13	6M14F870MLO	19	24
46381-007	7	39	6TMFDFP	54	38
46381-008	7	12	7-4 060202BA	19	7
46441-003	7	55	7106K77	57	9
46441-004	7	56	7238X8	19	18
46441-005	7	57	7460K314	43	16
4852	42	4	7460K47	43	33
4903159	39	8	7488K11	20	22
5000-0501	53	58	7513K17	43	27
5011T181	26	9	7513K241	43	26
51195K34-1.18	26	10	776300	4	5
51195K34-19.38	26	12	776400	4	4
51M7039	20	11	776500	4	15
51M7043	21	6	778500	4	16
51M7044	42	7	78043-100	55	2
51M7045	11	8	78066-100	54	15
5300-6-28H-E	53	51	78071-100	54	1
5300-6-28H-E-NHA	53	52	78072-1	54	5
5332	53	26	78072-100	54	2
58985	24	19	78072-4	54	6
5J-1011	57	22	78072-5	54	7
5J-1011-03	57	21	78078-1	54	12
60584000	44	20	78078-100	54	11

PART NUMBER INDEX

Part Number	FIG.	ITEM	Part Number	FIG.	ITEM
78078-2	54	13	78161-100	55	3
78088-1	53	36	78162-1	50	18
78091-100	4	11	78162-2	50	19
78092-100	4	14	78162-4	52	26
78093-100	4	17	78164-100	49	8
78095-100	54	14	78168-1	45	26
78096-1	2	2	78169-1	44	28
78101-100	48	1	78170-100	53	6
78116-1	52	8	78172-100	46	6
78116-100	52	6	78173-100	46	7
78116-2	52	7	78175-100	51	1
78118-1	52	4	78176-100	51	2
78118-100	52	3	78177-1	55	6
78118-2	52	5	78181-1	54	40
78119-100	47	1	78181-10	43	19
78129-100	1	1	78181-11	11	5
78130-1	52	28	78181-12	43	22
78140-100	47	31	78181-13	43	6
78141-1	50	16	78181-14	41	1
78142-1	50	17	78181-15	41	2
78143-100	50	3	78181-16	41	4
78147-100	6	8	78181-17/18	20	13
78151-100	50	7	78181-19	53	61
78156-100	6	3	78181-2	43	4
78157-100	3	1	78181-20	43	24
78158-100	52	12	78181-21	43	23
78159-1	49	2	78181-22/23	24	15
78159-2	49	1	78181-24	43	20
78160-1	55	4	78181-25	43	21

PART NUMBER INDEX

Part Number	FIG.	ITEM	Part Number	FIG.	ITEM
78181-28	42	9	78195-1	49	11
78181-29	42	3	78196-1	49	10
78181-3	54	34	78200-100	53	5
78181-30/47	52	11	78205-1	3	16
78181-37	53	62	78206-1	55	5
78181-38	53	63	78211-1	47	46
78181-39	53	73	78213-1	54	39
78181-4	54	37	78214-1	6	7
78181-40	53	72	78215-1	26	17
78181-41	53	70	78216-1	46	9
78181-42	53	64	78217-1	46	13
78181-43	53	65	78218-1	43	12
78181-44	53	66	78219-1	43	8
78181-45	53	67	78222	26	11
78181-46	53	68	7856K17-BLACK	57	7
78181-48	53	74	8014H150	35	20
78181-49	53	69	8087K12	54	25
78181-5	6	16	81000129	3	17
78181-50	53	60	81001117	3	4
78181-52	53	71	8110K4	43	30
78181-6	54	30	8110K5	43	17
78181-7	54	31	82-12-300-16	35	23
78181-8/9	19	21	82-12-320-16	35	17
78182-1	50	6	82-32-201-20	35	21
78183-1	53	18	82-35-309-56	35	22
78184-1	53	8	82-46-101-41	35	19
78185-100	53	15	84000115	3	18
78191-100	52	27	8500K9	53	55
78193-1	49	9	8543 15990	7	30

PART NUMBER INDEX

Part Number	FIG.	ITEM	Part Number	FIG.	ITEM
8640-42000	52	17		56	29
8663	57	1	A52425-1	54	35
86805T38	44	24	A978708950	52	25
	45	24	AA-52425-2	54	36
876-013C	44	3	AA50553-III-1-P- X-01-2	53	25
	45	3	AA52428-1	48	5
	49	5	AA52428-2	48	7
	53	3	AA59326-9	44	21
8854T739	46	8		45	22
8CTXS	19	16	AA59326/4A-4-A-1	45	20
90L3025	24	20	AA59326/8-4-A-1	44	19
91-512-07	54	26	AA59379-3	44	5
9163B	1	2		45	6
916DLN	1	4	ABN040050	8	1
92375A175	47	40	ABN040075	35	12
9454229-2	47	39	ABN050075	24	1
953600	52	32	ABN0503	24	4
953700	52	33	ABN060075	19	17
97HC-6	46	2		35	5
	51	3	ABN0801	39	14
98340A120	20	31	ABN08015	35	6
A-1617REVA	6	10	ABNM06020	20	21
A-1626	6	14	ABNM08020	19	9
A-1627	6	13	ABNM08070	39	11
A-1628	6	12	ABNM08080	36	4
A-1629	6	11	ABNM12060	39	12
A-A-52506-F-32	24	18	ABNM16030SER	35	8
A-A-52547	46	1	ABNM16050	35	10
A4365R	20	26			

PART NUMBER INDEX

Part Number	FIG.	ITEM	Part Number	FIG.	ITEM
ABNN04	8	4	B1821AH038C200N	44	26
	35	11		45	1
ABNN05	24	3	B1821BH031C200N	3	13
ABNN06	19	14	B1821BH050C175N	50	1
ABNN08	35	7	B1821BH050C475N	47	35
	39	7	BBA10302	20	32
ABNSER0501	39	9	BELTCK24	33	1
ALC1047	19	10	BHB12J	19	12
ALTCK24	8	8	BL640	19	6
ANF204Z	20	18	BM#04-03	7	11
AR 67942	21	11	BRUSHCK24	8	2
	56	26	C0606-1/2	7	6
AR50411	34	4	C0607	7	7
AS21919WDG3	4	12	C0808	7	8
AS21919WDG8	4	7	C3159X6	52	13
AS25036-157	57	19	CGB194	43	25
AST4200J00050P1A 000	53	23		53	24
AST4200J00200P1A 000	53	21	CGB195-SG	53	27
			CK522401	41	11
AT13740	30	3	CKGUARD24	35	16
AT259636	20	6	CLEVIS24	20	30
	56	14	COREGRD24	35	13
AT85174	42	8	CR9157-5-3	53	9
AWA3047	19	11	CRW181035PAG	36	3
AWA60122	19	15	CSCCK24	8	6
B-0604	7	26	CU16209ECPB-W1J	53	45
B1821AH038C150N	44	18	D06	7	16
	45	19	D08	7	25
			DAAS110030	43	3

PART NUMBER INDEX

Part Number	FIG.	ITEM	Part Number	FIG.	ITEM
DIESEL PRO 233	19	35	K4-2338-07	54	4
E24TP4-66	6	9	KBA402	28	4
ELMS51412-2	43	31	KBC202	28	1
EMT1-EAS	53	40	KBD302	28	3
EMT1-EASFP	53	42	KRA24ALS1	20	16
ESTOP-PB	53	48	KRAADAPT	20	20
F250TA	43	15	L09100N	53	10
FG7BN	26	8	L157372	13	1
FHOLDERCK24	8	3	L18E1S001-A223G-1A7	53	59
FJ231 MANIFOLD	38	4	L30001	53	43
FJ231 TURBO	16	3	L44649	1	15
FLEXEXHEAS	39	2	L68111	1	12
G082526	24	5	LEVER24	20	24
G082526-NHA	24	7	LM109K-C1	53	41
GAA5773	20	15	M24243/6-A502H	54	3
	41	5	M24243/6-C504H	54	27
	43	7	M24243/6A403H	55	8
H00466	24	10	M39019/01-248	53	57
H20106BX-500R	19	22	M45913/1-10FG5C	6	15
HC-12REVC	53	46	M45913/1-8FG5C	2	4
HEMPALT24	41	6	M4591329CG5C	47	41
HEMPGOV24	20	14	M49285/26	57	3
HEMPSTR24	43	1	M7928/5-5	57	2
IDLERCK24	32	6	M83248/1-214	26	4
J009618	39	1		56	24
J06	7	15	MH14BCX	57	10
J0815991	7	24	MNTFRT24	35	9
JAA0405	20	23	MS18015-1	55	7
JAA0605	19	13			

PART NUMBER INDEX

Part Number	FIG.	ITEM	Part Number	FIG.	ITEM
MS20600B5W2	53	7	MS27183-18	2	3
MS21919WDG13	26	15		47	34
MS22759/16-12-9	57	24		50	2
MS22759/16-16-9	57	23	MS27183-20	47	42
MS22759/16-6-9	57	26	MS27183-21	6	2
MS22759/16-8-9	57	25	MS27183-23	50	14
MS24523-23	53	56	MS27183-42	4	8
MS24665-283	3	12		26	14
MS25036-108	57	16		47	44
MS25036-110	57	17		53	29
MS25036-114	57	13	MS27183-6	47	36
MS25036-118	57	14		50	22
MS25036-122	57	18	MS27183-7	43	13
MS25036-153	57	15		54	18
MS27183-10	4	3	MS3367-1-0	57	11
	46	12	MS35206-236	53	17
	48	4	MS35206-249	50	23
	52	29	MS35206-265	4	10
	53	13		26	13
	54	10		43	18
MS27183-12	3	15		47	38
MS27183-14	44	2	MS35207-244	43	14
	45	2		54	22
	49	4	MS35207-264	53	30
	50	9	MS35207-265	53	39
	52	2	MS35207-266	54	23
	53	2	MS35333-40	53	14
	54	29	MS35338-41	53	19
	55	10	MS35338-42	47	37

PART NUMBER INDEX

Part Number	FIG.	ITEM	Part Number	FIG.	ITEM
	50	21	MS51500B8Z	52	18
MS35338-43	4	9	MS51504A5-4	46	5
	26	16	MS51967-14	47	32
	43	10		50	5
	47	45	MS51967-2	46	10
	53	34		48	2
	54	17		53	11
MS35338-44	4	2	MS51967-23	50	12
	46	11	MS51967-8	44	4
	48	3		45	4
	52	30		49	6
	53	12		50	11
	54	9		52	9
MS35338-45	3	14		53	4
MS35338-48	47	33		54	33
	50	4		55	12
MS35338-51	50	13	MS90725-151	47	43
MS35425-70	54	8	MS90725-168	6	1
MS35489-2252	43	34	MS90725-6	43	28
MS35649-202	4	13		46	14
	26	18	MS90725-64	44	27
	43	32		45	27
MS35649-262	53	20		49	3
MS35649-282	50	20		50	8
MS35650-302	43	9		52	1
	53	35		53	1
	54	16		54	28
MS35810-4	3	11		55	9
MS51412-1	53	16	MS90725-70	49	7

PART NUMBER INDEX

Part Number	FIG.	ITEM	Part Number	FIG.	ITEM
N0609	7	34		56	6
NV108P-4	46	4	R502503	22	8
P004307	24	12		56	8
P100089	24	14	R502577	23	10
P101290	24	16	R502760	20	44
P158914	24	6	R502796	14	2
P270534	39	4	R502885	9	5
P550467	19	32	R502996	20	35
P828889	24	8	R503480	22	5
P829333	24	9	R503788	15	2
R106826	21	12		39	10
	30	4	R504230	21	3
R120467	40	2		56	30
R122401	40	1	R504680	9	2
R135106	20	2		56	28
R153677	32	8	R504808	13	4
R26287	17	3		56	10
	56	13	R504876	17	6
R26448	42	1	R505120	10	4
R49672	19	5	R505135	14	5
R500116	27	2		56	9
R502142	19	2	R505561	12	8
R502367	23	7	R505599	12	2
R502368	23	8	R505808	36	1
	56	4	R515003	14	1
R502371	23	6	R515057	17	1
R502454	23	12	R515110	26	5
	56	7	R515112	20	46
R502455	23	11		56	36

PART NUMBER INDEX

Part Number	FIG.	ITEM	Part Number	FIG.	ITEM
R515135	32	7		56	34
R515183	25	10	R517240	20	47
R515197	16	11		56	38
	56	19	R517487	10	5
R515287	16	10	R517560	25	4
R515296	38	1	R517905	18	4
	56	23	R517906	18	2
R516063	25	2	R518615	20	36
R516064	25	8	R518766	24	17
R516065	25	6	R518865	16	9
R516066	25	17		56	17
R516067	25	14	R51936	56	18
R516068	25	9	R519436	32	4
R516070	25	16	R519615	10	1
R516071	25	12	R519641	11	4
R516376MOD	41	9	R520142	21	7
R516396	21	10	R520209	20	25
	56	25	R520229	32	3
R516397	21	9	R520298	11	3
R516607	21	8	R67092	19	4
R516637	38	2	R70956	25	13
R516662	16	2		56	22
	38	3	R72328	25	7
R516692	23	4		40	3
R516693	23	3		56	20
	56	2	R72653	20	40
R516770	20	45	RACPC250A1	39	3
	56	37	RADLEG24L	35	1
R516873	13	3	RADLEG24R	35	4

PART NUMBER INDEX

Part Number	FIG.	ITEM	Part Number	FIG.	ITEM
RC10-6FL	57	12	RE515576	10	6
RE44574	29	2	RE516347	22	4
	56	15	RE517080	17	2
RE46685	21	4	RE517136	18	5
RE46685-NHA	21	5		56	11
RE500844	42	2	RE518215	13	2
RE502650	20	5		56	33
RE503797	19	3	RE518407	27	1
RE503803MOD	19	25	RE518520	30	1
RE504544	22	6	RE518520-NHA	30	2
RE504544-NHA	22	7	RE518984	18	7
RE504879	14	4	RE518985	18	3
RE505464	12	7	RE519144	42	5
RE505621	32	1	RE519144-NHA	42	6
RE505621-NHA	32	2	RE519530	16	1
RE506004	23	13	RE519621	11	7
RE506111	31	1	RE519626	25	5
RE506335	23	5	RE519734	10	3
RE507128-NHA	21	2	RE519890	20	10
RE507488	56	31	RE519890-NHA	20	12
RE509517	37	1	RE520167	34	1
RE509517-NHA	37	3	RE520244	9	4
RE509564	12	9	RE520488	34	3
RE509565	12	3	RE520625	9	1
RE509946	17	4	RE520626	14	3
RE509946-NHA	17	5	RE520885	18	6
RE515350	26	7		56	35
RE515417	12	5	RE520935	22	2
RE515469	25	15	RE520936	22	1

PART NUMBER INDEX

Part Number	FIG.	ITEM	Part Number	FIG.	ITEM
RE520937	22	9	RE524771	56	32
RE520980	23	9	RE524837	21	1
	56	5	RE525747	56	1
RE521000	26	2	RE526485	20	38
RE521000-NHA	26	3	ROD24	20	19
RE521003	29	1	S01080	7	35
RE521003-NHA	29	3	S1703	7	36
RE521049	20	48	S244	7	31
RE521050	20	39	SCE41	53	54
RE521054	20	41	SCTX-S	53	22
RE521054-NHA	20	43	SK08000RT-74VV	53	44
RE521108	23	1	STB-90150	54	24
RE521162	20	9	SWIVEL24	20	17
RE521175	20	37	T143324	9	3
	56	21		56	27
RE521504	11	1	T35AH84F	1	7
RE522402	43	2	T77814	16	5
RE522410	20	4	T80937	16	6
RE522425	11	6	T81684	34	2
RE522590	11	9	TENSIONCK24	37	2
RE523594	16	4	THOLDERCK24	8	7
RE523946	16	7	TR413	5	4
RE524563	22	1	TY22465	16	8
RE524564	22	1		25	11
RE524567	22	2	UAMCL/IR24	57	8
RE524568	22	2	VMA-2292-50N	53	47
RE524569	14	3	WAL41002	39	6
RE524570	22	9	WAL41685	24	21
RE524593	56	12	WAL42596	39	5

PART NUMBER INDEX

Part Number	FIG.	ITEM
WH156-50E	5	2
WPCK24	8	5
WW-P-471AASBUC	7	38
X/GP2/TYBA/CLR/T /7.00-15/8PLY	5	3
X770062	24	13
ZTR30A	54	21

PART NUMBER INDEX

REFERENCE DESIGNATOR INDEX

REFERENCE DESIGNATOR	FIG.	ITEM	REFERENCE DESIGNATOR	FIG.	ITEM
0 AWAITING NSN 5330-00-071- 2082	47	35	NSN 3040015491384	3	4
0 AWAITING NSN 5330-01-208- 6150	7	17	NSN 304015494587	19	12
0 AWAITING NSN:3110-00-769- 1426	1	12	NSN 3120015489266	3	6
5340015498360	3	2	NSN 3120015495249	20	22
NSN 2510015488047	1	3	NSN 4010015499222	3	3
NSN 2815015485780	18	6	NSN 4320015488381	7	53
NSN 3020015487281	12	7	NSN 4320015489500	7	5
NSN 3040015490024	18	4	NSN 4330015488457	19	26
NSN 4720015489881	16	9	NSN 4710015489641	20	4
NSN 5330015495216	16	11	NSN 4710015490578	4	14
NSN 5930015486962	11	9	NSN 4710015497622	16	7
NSN 2530015507456	1	1	NSN 4710015504890	4	11
NSN 2530015533345	1	22	NSN 4720015489411	19	22
NSN 2590015537036	17	1	NSN 4720015491505	16	4
NSN 2815015485769	18	3	NSN 4720015491542	4	6
NSN 2815015487069	18	7	NSN 4720015491598	4	17
NSN 2815015487331	18	5	NSN 4720015491933	4	15
NSN 2920015550298	11	6	NSN 4730015485796	19	3
NSN 2990015560337	20	9	NSN 4730015489638	20	17
NSN 3010015337689	7	44	NSN 4730015489844	19	16
NSN 3010015489543	7	46	NSN 4730015490848	4	16
NSN 3040015485231	20	20	NSN 4730015490858	7	55
NSN 3040015487246	18	2	NSN 4730015491468	19	24
NSN 3040015491368	20	16	NSN 4730015491509	16	10
			NSN 4730015491515	7	57
			NSN 4730015493461	16	6
			NSN 4730015499662	19	23
			NSN 4810015537030	17	4
			NSN 4820015491334	19	37

REFERENCE DESIGNATOR INDEX

REFERENCE DESIGNATOR	FIG.	ITEM	REFERENCE DESIGNATOR	FIG.	ITEM
NSN 4820015491510	7	56	NSN 5340015495213	4	5
NSN 5305015489429	16	2	NSN 5340015497135	6	14
NSN 5305015492687	19	9	NSN 5340015498664	15	2
NSN 5305015493984	20	7	NSN 5365015489277	3	16
NSN 5305015494013	18	1	NSN 5365015489437	6	13
NSN 5305015497168	20	8	NSN 5365015495601	6	11
NSN 5305015498324	17	7	NSN 5365015495606	7	45
NSN 5305015498607	20	15	NSN 5935015486179	11	4
NSN 5305015498996	9	2	NSN 5940015486154	3	7
NSN 5306015498684	20	19	NSN 6150015491305	11	1
NSN 5307015494029	7	6			
NSN 5310015492675	19	14			
NSN 5310015494033	7	48			
NSN 5310015494071	3	9			
NSN 5310015495741	19	15			
NSN 5310015495984	20	18			
NSN 5310015497121	7	52			
NSN 5310015498733	19	10			
NSN 5310015498948	19	11			
NSN 5310015499017	20	3			
NSN 5315015492791	19	13			
NSN 5325015496380	11	2			
NSN 5330015495017	19	2			
NSN 5340015489381	1	5			
NSN 5340015489420	17	6			
NSN 5340015489674	20	14			
NSN 5340015492664	19	34			
NSN 5340015493988	11	7			
NSN 5340015495164	6	12			

RECOMMENDED CHANGES TO PUBLICATIONS AND BLANK FORMS For use of this form, see AR 25-30; the proponent agency is ODISC4.	Use Part II (reverse) for Repair Parts and Special Tools Lists (RPSTL) and Supply Catalogs/Supply Manuals (SC/SM).	DATE:
---	--	-------

TO: (Forward to proponent of publication or form) (include ZIP code) AMSTA-LC-LMIT Tech Pubs, TACOM-RI 1 Rock Island Arsenal Rock Island, IL 61299-7630	FROM: (Activity and location) (include ZIP code)
---	--

PART I - ALL PUBLICATIONS (EXCEPT RPSTL AND SC/SM) AND BLANK FORMS

PUBLICATION/FORM NUMBER	DATE	TITLE
-------------------------	------	-------

ITEM NO.	PAGE NO.	PARA-GRAPH	LINE NO.*	FIGURE NO.	TABLE NO.	RECOMMENDED CHANGES AND REASON (Provide exact wording of recommended changes, if possible).
----------	----------	------------	-----------	------------	-----------	--

<h1>SAMPLE</h1>						
-----------------	--	--	--	--	--	--

*Reference to line numbers within the paragraph or subparagraph.

TYPED NAME, GRADE, OR TITLE	TELEPHONE EXCHANGE/AUTOVON, PLUS EXTENSION	SIGNATURE
-----------------------------	--	-----------

TO: (Forward direct to addressee listed in publication) AMSTA-LC-LMIT Tech Pubs, TACOM-RI 1 Rock Island Arsenal Rock Island, IL 61299-7630	FROM: (Activity and location) (include ZIP code) Co. B, 1st BN, 2nd Brigade Ft. Hood, TX 76445	DATE: 14 Dec 2001
---	--	----------------------

PART II - REPAIR PARTS AND SPECIAL TOOLS LISTS AND SUPPLY CATALOGS/SUPPLY MANUALS

PUBLICATION/FORM NUMBER TM 10-4320-372-24P	DATE TBD	TITLE TECHNICAL MANUAL, UNIT, DIRECT SUPPORT AND GENERAL SUPPORT MAINTENANCE REPAIR PARTS AND SPECIAL TOOLS LIST
---	-------------	---

PAGE NO.	COLM NO.	LINE NO.	NATIONAL STOCK NUMBER	REFERENCE NO.	FIGURE NO.	ITEM NO.	TOTAL NO. OF MAJOR ITEMS SUPPORTED	RECOMMENDED ACTION
0000 7-1					6	2		Item No. 2 reads part number 19M7788A, it should read 19M7788.

SAMPLE

PART III - REMARKS (Any general remarks or recommendations, or suggestions for improvement of publications and blank forms. Additional blank sheets may be used if more space is needed.)

TYPED NAME, GRADE, OR TITLE	TELEPHONE EXCHANGE/AUTOVON, PLUS EXTENSION	SIGNATURE
-----------------------------	---	-----------

RECOMMENDED CHANGES TO PUBLICATIONS AND BLANK FORMS For use of this form, see AR 25-30; the proponent agency is ODISC4.	Use Part II (reverse) for Repair Parts and Special Tools Lists (RPSTL) and Supply Catalogs/Supply Manuals (SC/SM).	DATE:
---	--	-------

TO: (Forward to proponent of publication or form) (include ZIP code) AMSTA-LC-LMIT Tech Pubs, TACOM-RI 1 Rock Island Arsenal Rock Island, IL 61299-7630	FROM: (Activity and location) (include ZIP code)
---	--

PART I - ALL PUBLICATIONS (EXCEPT RPSTL AND SC/SM) AND BLANK FORMS

PUBLICATION/FORM NUMBER	DATE	TITLE
-------------------------	------	-------

ITEM NO.	PAGE NO.	PARA-GRAPH	LINE NO.*	FIGURE NO.	TABLE NO.	RECOMMENDED CHANGES AND REASON (Provide exact wording of recommended changes, if possible).

*Reference to line numbers within the paragraph or subparagraph.

TYPED NAME, GRADE, OR TITLE	TELEPHONE EXCHANGE/AUTOVON, PLUS EXTENSION	SIGNATURE
-----------------------------	---	-----------

TO: (Forward direct to addressee listed in publication) AMSTA-LC-LMIT Tech Pubs, TACOM-RI 1 Rock Island Arsenal Rock Island, IL 61299-7630	FROM: (Activity and location) (include ZIP code)	DATE:
--	---	-------

PART II - REPAIR PARTS AND SPECIAL TOOLS LISTS AND SUPPLY CATALOGS/SUPPLY MANUALS

PUBLICATION/FORM NUMBER TM 10-4320-372-24P	DATE TBD	TITLE TECHNICAL MANUAL, UNIT, DIRECT SUPPORT AND GENERAL SUPPORT MAINTENANCE REPAIR PARTS AND SPECIAL TOOLS LIST
--	--------------------	--

PAGE NO.	COLM NO.	LINE NO.	NATIONAL STOCK NUMBER	REFERENCE NO.	FIGURE NO.	ITEM NO.	TOTAL NO. OF MAJOR ITEMS SUPPORTED	RECOMMENDED ACTION

PART III - REMARKS (Any general remarks or recommendations, or suggestions for improvement of publications and blank forms. Additional blank sheets may be used if more space is needed.)

TYPED NAME, GRADE, OR TITLE	TELEPHONE EXCHANGE/AUTOVON, PLUS EXTENSION	SIGNATURE
-----------------------------	--	-----------

By Order of the Secretary of the Army:

GEORGE W. CASEY, JR.
General, United States Army
Chief of Staff

Official:



JOYCE E. MORROW
Administrative Assistant to the
Secretary of the Army
0807307

Distribution:

To be distributed in accordance with the initial distribution number (IDN) 256955, requirements for TM 10-4230-372-24P.

PIN: 083374-000